

Attachment
20-Feb-2015 EMBLETON-BLACK, Caroline
Additional: Attachment

Filename:
Extension:.tif
Pages:

INFIRMARY DRIVE MEDICAL GROUP

CONSULTING ROOMS
INFIRMARY DRIVE
ALNWICK
NORTHUMBERLAND
NE66 2NR

Telephone: 01665 602388
Facsimile: 01665 604712
Prescription Line: 01665 606488
www.infirmar drive.co.uk

Date as Postmark

Miss Katrina Robertson
3 Dovecote Close
Embleton
Alnwick
Northumberland
NE66 3DB

Dear Miss Robertson

It has come to our attention that you are due a blood pressure check and annual blood test **next month**. You also need to provide a specimen of urine for testing. Please ask the receptionist for a sterile urine bottle.

Your urine sample needs to be an early morning specimen which is the first sample passed in the morning.

Raised blood pressure is symptomless and can lead to strokes heart and kidney trouble, blood pressure can be greatly reduced by suitable lifestyle advice which will only take a few minutes of your time.

Please contact the surgery to arrange an appointment with our health care assistant. Alternatively you may call the practice nurse secretary directly on 01665 511871.

IF YOU ALREADY HAVE AN APPOINTMENT TO HAVE THIS CHECK WITH THE NURSING TEAM PLEASE IGNORE THIS LETTER

Yours sincerely

Practice Nurse

Attachment
05-Feb-2015 BROWN, Fiona
Additional: Attachment

Filename:
Extension:.tif
Pages:

INFIRMARY DRIVE MEDICAL GROUP The Consulting Rooms
Infirmary Drive
ALNWICK
Northumberland
NE66 2NR

Telephone:- 01665 602388

Date as postmark

Miss Katrina Robertson
3 Dovecote Close
Embleton
Alnwick
Northumberland
NE66 3DB

Dear Miss Robertson

Stop Smoking Advice

We note from your records that your most recent smoking entry shows that you are a smoker.

We would like to draw to your attention the fact that we run Smoking Cessation Advice sessions at the surgery.

You can also access further information on stop smoking on the internet by going to www.smokefree.nhs.uk.

For further information please contact the surgery and ask to speak to one of our practice nurses.

Yours sincerely

Anne Smailes

ANNE SMAILES
Practice Nurse

This is your NHS number – please take note of it and keep it in a safe place 635 241 0103

Attachment
09-Dec-2014 Unknown Staff Member
Additional: Attachment
Administration

Filename:
Extension: .tif
Pages:

PLEASE RECORD YOUR BLOOD PRESSURE TWICE DAILY FOR 8 DAYS.

AT EACH RECORDING TAKE TWO READINGS BUT ONLY WRITE THE SECOND BLOOD PRESSURE ON THE FORM.

MAKE AN APPOINTMENT WITH THE DOCTOR WHO REQUESTED HOME BLOOD PRESSURE MONITORING.

NAME: Katharina Robertson

DATE OF BIRTH: 22.2.66

ADDRESS: _____

<u>DATE AND TIME</u>	<u>BP READING</u>	<u>ACTIVITY</u>
20.11.14 11.20	151/91	In Surgery
8.50 pm	173/88	Home
21.11.14 8.15 am	166/92	Home
8.00 pm	162/89	Home
22.11.14 9.50 am	158/87	Home
7.45 pm	160/97	Home
23.11.14 8.50 am	155/82	Home
7.05 pm	160/89	Home
24.11.14 7.45 am	177/96	Home
9.00 pm	159/83	Home
25.11.14 8.05 am	169/95	Home after walk
5.10 pm	187/88	Home
26.11.14 8.10 am	173/99	Home - after walk
9.55 pm	151/85	Home
25/11/14 8.50 am	156/76	Home

Av. 164/89.

Attachment
09-Dec-2014 MCKEE, Lisa
Additional: Attachment

Filename:
Extension: .tif
Pages:

3x4 Simultaneous ECG Report

Patient Details	Recording Details	Measurements	Interpretation (Unconfirmed)	Comments:
Name: Katrina Robertson	Recorded: 09/12/2014 13:16:00	Heart Rate: 69 bpm	004 Normal sinus rhythm	
ID: Im	Device: BL 35761	P Duration: -	035 Atrial fibrillation cannot be ruled out	
Gender: Female	Location:	PR Interval: -	283 Normal morphology	
Date of Birth: 22/02/1966 (48 years)		QRS Duration: 94 ms		
Height: 5 ft 2 in		QT Interval: 404 ms		
Weight: 160 lbs		QTc Interval: 434 ms		
		P,QRS,T Axis: -37°, 14°		



Page 1 of 1 Printed: 09 December 2014

CardioView

Attachment
22-July-2014 Unknown Staff Member
Additional: Attachment
Physiotherapy

Filename:
Extension: .tif
Pages:

Northumbria Healthcare 

NHS Foundation Trust

**Physiotherapy Service
Alnwick Infirmary****Senior Physiotherapist Yvonne Shell
Secretary: 01665 626749
Fax: 01665 626806****YS/NN/T0769647
NHS Number: 6352410103
Date Dictated: 17-07-2014
Date Typed: 18-07-2014**Dr J J Mascal
The Consulting Rooms
Infirmary Drive
Alnwick

Dear Dr Mascal

**Re: Miss Katrina ROBERTSON, 22-02-1966
3 DOVECOTE CLOSE, EMBLETON, NORTHUMBERLAND, NE66 3DB****First Appointment Date:** 17 July 2014.**Diagnosis:** Right knee pain.**History:**

This patient has complained of right knee pain for the last month following swimming. Sit to stand and walking aggravates her symptoms.

Examination:

- Slight reduced range of movement in the knee joint.
- No lag.
- Power normal.
- Tender around the medial aspect of kneecap.

Management & Treatment Plan:

This patient was given:

- General advice.
- Electrotherapy.
- Taping of patella - advice given.
- Exercises.

After assessment Katrina was happy to self manage her condition. If I have had no further contact with Katrina in a month's time I will discharge her from physiotherapy.

Katrina ROBERTSON - T0769647**Northumbria Healthcare NHS Foundation Trust**

Alnwick Infirmary, Infirmary Drive, South Road, ALNWICK, Northumberland, NE66 2NS.

Telephone: Switchboard (General Enquiries) 03 44 811 8111 Contact Centre (appointments) 03 44 811 8118

In association with the University of Newcastle upon Tyne

**Physiotherapy Service
Alnwick Infirmary**

Yours sincerely

Electronically signed by

**Yvonne Shell
Senior Physiotherapist**

THIRD PARTY COPY

Katrina ROBERTSON - T0769647

Northumbria Healthcare NHS Foundation Trust

Alnwick Infirmary, Infirmary Drive, South Road, ALNWICK, Northumberland, NE66 2NS.

Telephone: Switchboard (General Enquiries) 03 44 811 8111 Contact Centre (appointments) 03 44 811 8118

Attachment
30-Jun-2014 MASCALL, Jacqui
Additional: Attachment

Filename:
Extension:.tif
Pages:

THIRD PARTY COPY

Attachment
30-Jun-2014 MASCALL, Jacqui
Additional: Attachment

Filename:
Extension:.tif
Pages:

**NORTHUMBRIA HEALTHCARE NHS TRUST
PHYSIOTHERAPY REFERRAL FORM**

Patient details

Name: **Miss Katrina Robertson** Date of birth **22/02/1966** NHS No: **635 241 0103** Hosp No:
Address **3 Dovecote Close Embleton Alnwick Northumberland NE66 3DB** Tel: Home: **01665 576638**

Ambulance required YES NO

GP details

Dr J Mascall Infirmary Drive Medical Group, Alnwick, Northumberland NE66 2NR Practice code A84021
Preferred Rx Location: **Alnwick** Signature of Referrer *Dr J Mascall* Date of Referral: 30 June 2014

Presumptive Diagnosis: Bilateral knee OA

History of Presenting Complaint/Symptoms:

30/06/2014 Knee pain Long hx of bilateral knee pain (seen ortho 12y ago-> patello femoral OA). Worse in right knee over weekend. Feels like it might pop out. No trauma
O/E reduced flexion and extnesion no instability/swelling

Imp: flare of OA

Plan: analgesia and refer physio Dr Jacqui Mascall

Need for Physiotherapy

Duration of onset: Functionally impaired:

Occupation: adult learning centre

Employment threatened as a result of problem? Yes No

Off sick: Duration

Patient is a carer Details:

Have they had physiotherapy for this present problem?

Have they had any treatment for this condition? Details/Effect

See attached sheet for medication, relevant investigations and significant PMH

**REMEMBER TO PRESS F5 ONCE YOU HAVE DONE THIS FORM TO PRINT
OFF THE EXTRA INFORMATION PHYSIO REQUIRE**

Attachment
03-Feb-2014 Unknown Staff Member
Additional: Attachment
A&E

A&E Number: 14050610		NHS Number: 635 241 0103	
Surname: ROBERTSON		Forename(s): Katrina	
Title: Miss	D.o.B.: 22/02/1966	Sex: F	Age: 47 ye
ADDRESS:		GP PRACTICE:	
3 Dovecote Close		A84021	
Embleton		The Consulting Rooms	
Alnwick		Infirmary Drive Med Group	
Northumberland		The Consulting Rooms	
NE66 3DB		Alnwick	
Home Phone No: 01665 576638		Northumberland	
Mobile Phone No: 07516 115805		NE66 2NR	
Religion: Not Religious		GP Phone Number: 01665 602388	
Occupation/ School:		NEXT OF KIN: C. Windust	
		Relationship: Partner	
		NOK Phone Number: 01665 576638	
		Accompanied By: Unaccompanied	
PREVIOUS A&E ATTENDANCES			
25/01/2014	A&E No: 14050456	ALNWMIU	
	A&E No: 0000000000		
	A&E No: 0000000000		
	A&E No: 0000000000		
	A&E No: 0000000000		
	A&E No: 0000000000		

Please contact the Emergency Department secretary if any requested actions are not possible.

C:\silverlink\temp\00178145.rtf

Attachment
27-Jan-2014 Unknown Staff Member
Additional: Attachment
A&E

Filename:
Extension: .tif
Pages:



T0769647

Northumbria Healthcare **NHS**

NHS Foundation Trust

C

Hospital: Alnwick Infirmary		Emergency Department	
NHS Number: 635 241 0103		A&E Number: 14050456	
Surname: ROBERTSON		Forename(s): Katrina	
Title: Miss	D.o.B.: 22/02/1966	Sex: F	Age: 47 years
ARRIVAL	Date: 25th January 2014	Time: 12:45	
Alert 1:	Alert 2:	Alert 3:	Alert 4: Alert 5:
Previous A&E Incidents: Total Attendances: 0		Total Visits in Last 12 months: 0	
Incident Type: Accident		Time Elapsed: 1 HR	
Source of Referral: Self		Arrival Mode: Private Transport	
Presenting Complaint: Injured Adult LT ANKLE INJ			
Triage by: REKS		Triage Priority: P4	Time Assessed: 13.00
Reason for Ambulance Handover delay if greater than 15 minutes:			
CLINICAL NOTES TO PRIMARY CARE TEAM		For 65 years old or over	
FINAL DIAGNOSIS Sprain Rt ankle		This attendance: Fall? YES / NO Blackout? YES / NO	
TREATMENT Paracetamol.		Including this attendance how many falls and blackouts have you had in the past year? Falls: Blackouts:	
INVESTIGATIONS/RESULTS X-ray.		Do you agree to a referral? N/A Y N	
ADVICE GIVEN TO PATIENT Analgesia written advice sheet		CLINICIAN: REKS TIME SEEN: 13.00	
FOLLOW-UP TIA PRJ		CONSULTANT NAME: OWN PATIENT <input type="checkbox"/> PATIENT REVIEWED <input type="checkbox"/> ADVICE (ONLY) GIVEN <input type="checkbox"/>	
1. Please remove sutures in days		2. Please change dressings in days	
3. Please monitor blood pressure <input type="checkbox"/>		4. Please note change to medication <input type="checkbox"/>	
5. Please consider referral to		6. Please consider physiotherapy <input type="checkbox"/>	
Referred to:	Referred by:	Referred Time:	
Admit Ward:	HV Informed: YES / NO		
Time Decision to Admit/Discharge: 13.30	Time Left Department: 13.30		

Please contact the Emergency Department secretary if any requested actions are not possible.
C:\silverlink\temp\00147620.tif

Attachment
01-Aug-2013 Unknown Staff Member
Additional: Attachment
Unscheduled Care
Filename:

Fax



From: urgent.care@nhs.net
Subject: 111 PRIMARY - Patient triage information
Pages: 3 (Including this one)
Date: Thursday, 01 Aug 2013 11:17:49 GMT

THIRD PARTY COPY

NHS 111 Report

ROBERTSON, Katrina Born 22-Feb-1966 Gender Female NHS No. 635 241 0103

<i>Home Address</i>	<i>Emergency Phone</i> 01665576638	<i>GP Practice</i>
3		Infirmary Drive Medical GP NDUC
Dovecote Close		Infirmary Drive Med Group
Embleton		The Consulting Rooms
Alnwick		Alnwick
NE66 3DB		NE66 2NR
		<i>Phone</i> 01665602388

Case Summary

Disposition: Dx25
Home Management

Pathways Summary:
Illness - 'stung by bee'
Insect or spider bite - 'bee'
Sting/bite within the last 6 hours

Pathways Assessment:

An injury or health problem was the reason for the contact.
Heavy bleeding had not occurred in the previous 30 minutes.
An illness or health problem was the main problem.
User comment - 'stung by bee'
The individual was not fighting for breath.
A heart attack, chest/upper back pain, probable stroke, recent fit/seizure or suicide attempt was not the main reason for the assessment.
New confusion, declared diabetic hypo/hyperglycaemia or a probable allergic reaction was not the main reason for the contact.
The skin on the torso felt normal, warm or hot.
Pathway selected - Bites and Stings
The bite or sting was caused by an insect or spider.
User comment - 'bee'
The sting/bite had occurred within the previous hour.
There was no rapid facial/oral swelling, wheezing or breathlessness following the bite/sting.
There was no rapidly spreading rash or widespread tingling sensation.
There was no visual disturbance, faintness or dizziness following the bite/sting.
The individual had been stung less than 10 times.
The individual had not experienced nausea or vomiting since the sting.
The sting did not involve the eyes or mouth.
There was no insect/insect part remaining attached to the skin

Advice Given:

Unless advised not to, or they have already been given, paracetamol or ibuprofen can be used to relieve pain. Follow the instructions in the pack. If in doubt ask a pharmacist.
IN PREGNANCY: Don't take ibuprofen, except on the advice of a doctor, midwife or pharmacist. Use paracetamol instead.
Antihistamine medication and creams help reduce swelling and itching. They can be bought from pharmacies. Talk to the pharmacist for advice. Follow the instructions in the pack.
Remove any jewellery or tight clothing from the area.
If the sting is visible in the skin, brush or scrape it out with your fingernail or the edge of a credit card. Don't try to pull it out with tweezers.
Wash the area with soap and water.
To help reduce pain and swelling, put a cold flannel on the area and raise above the level of the heart if possible. Don't put ice on the skin.
Don't scratch the area.
Collapse, faintness, wheezing, breathing problems, chest pain, difficulty swallowing or sudden swelling of the face or mouth - DIAL 999 FOR AN AMBULANCE.
Sudden development of an itchy, blotchy, red rash all over - GO STRAIGHT TO THE NEAREST EMERGENCY DEPARTMENT.
Increased pain, redness or swelling of the area - CONTACT THE GP PRACTICE OR OUT OF HOURS SERVICE.
FOR TICK BITE ONLY: a rash spreading out from the bite or a fever within a month of the bite - CONTACT THE GP PRACTICE OR OUT OF HOURS SERVICE.
If the situation gets worse, changes or if you have any other concerns call us back.

<i>Document Created</i>	01-Aug-2013, 12:09
<i>Document Owner</i>	North East Ambulance Service NHS Foundation Trust
<i>Authored by</i>	kennedya - Nurse Practitioner, North East Ambulance Service NHS Foundation Trust on 01-Aug-2013, 12:09
<i>Consent Status</i>	Consent given for electronic record sharing

<i>Encounter Type</i>	NHS111 Encounter
<i>Encounter Time</i>	01-Aug-2013, 12:09 to 01-Aug-2013, 12:14
<i>Case Reference</i>	2186583
<i>Case ID</i>	20130801-0450

Encounter Disposition **Home Management**

Care Setting Location

Visit Address

3

Dovecote Close

Care Setting Address **Embleton**

Aimwick

NE66 3DB

X423015Y622549

Care Setting Type

Document ID **A17ACA22-3BD7-42C8-80E7-2CE1A4274D1B** Version 1

Primary Recipient **North East Ambulance Service NHS Foundation Trust**

THIRD PARTY COPY

Attachment
23-Apr-2013 Unknown Staff Member
Additional: Attachment
Urology

Filename:
Extension: .tif
Pages:

Northumbria Healthcare 

NHS Foundation Trust

Wansbeck General Hospital

Woodhorn Lane
Ashington
Northumberland
NE63 9JJ
0844 811 8111

Consultant : Mr MBK SHAW MA MD FRCS
Direct Tel: 01670 529712
Direct Fax: 01670 529311

Date Typed: 18/04/2013

MS/WJF T0769647

DR C STEVENSON
INFIRMARY DRIVE MED GROUP
THE CONSULTING ROOMS
ALNWICK
NORTHUMBERLAND
NE66 2NR

Dear DR STEVENSON

Re: Miss KATRINA ROBERTSON
3 DOVECOTE CLOSE EMBLETON
ALNWICK NORTHUMBERLAND
NE66 3DB

Unit Number T0769647
NHS No 635 241 0103
DoB 22/02/1966

**Diagnosis: Microscopic haematuria
Right loin pain**

This lady's recent CT KUB was entirely normal with no evidence of urinary tract calcification. We have found no cause for her microscopic haematuria or right loin pain. I am happy to discharge her back to your care.

Yours sincerely,



Mr MBK SHAW MA MD FRCS
Consultant

Copy over . . .

In association with the University of Newcastle upon Tyne

Copy to:

Miss KATRINA ROBERTSON
3 DOVECOTE CLOSE
EMBLETON
ALNWICK
NORTHUMBERLAND
NE66 3DB

THIRD PARTY COPY

In association with the University of Newcastle upon Tyne

Attachment
28-Mar-2013 Unknown Staff Member
Additional:Attachment
Urology
Filename:
Extension:.tif
Pages:

Northumbria Healthcare **NHS**

NHS Foundation Trust

Wansbeck General Hospital
UROLOGY DEPARTMENT

Woodhorn Lane
Ashington
Northumberland
NE63 9JJ

Mr T J Dorkin MD FRCS (Urol)
Mr D J Thomas MS FRCS (Urol)
Mr MBK Shaw MA MD FRCS (Urol)

Secretary 01670 529310
Secretary 01670 529308
Secretary 01670 529712

FLEXIBLE CYSTOSCOPY DISCHARGE SUMMARY

MBKS/DC T0769647

Date Typed: 21/03/2013

~~Dr O Stevenson~~
Infirmary Drive Med Group
The Consulting Rooms
Alnwick, Northumberland
NE66 2NR

Dear Dr Stevenson

Katrina Robertson DoB 22/02/1966
3 Dovecote Close Embleton Alnwick NE66 3DB

NHS No 635 241 0103

DIAGNOSIS:

Microscopic haematuria
Right loin pain

OUTCOME:

CT KUB

Admitted:

18/03/2013

Discharged:

18/03/2013

Type of Admission:

DayCase

Operations:


Diagnostic flexible cystoscopy

This lady was referred for urological assessment on the background of microscopic haematuria with some potentially associated right loin pain. The right loin pain can be related to exercise. She does get some intermittent urinary symptoms. For many days she can have no issues but then occasionally get some frequency. She has had a renal tract ultrasound scan which was unremarkable. KUB x-ray was normal. Her urine culture showed no evidence of infection. Serum creatinine was minimally elevated at 96 mmol/L.

Abdominal examination was unremarkable. Vaginal examination was normal. A flexible cystoscopy revealed no intravesical abnormalities.

I have been able to reassure her about serious causes but I have arranged for a CT KUB.

Yours sincerely,



Mr MBK SHAW MA MD FRCS
Consultant

C.C. PATIENT

In association with the University of Newcastle upon Tyne

~~KATRINA ROBERTSON
3 DOVECOTE CLOSE
EMBLETON
ALNWICK
NE66 3DB~~

THIRD PARTY COPY

In association with the University of Newcastle upon Tyne

Attachment
28-Feb-2013 Unknown Staff Member
Additional:Attachment

Filename:
Extension:.tif
Pages:

NHS BREAST SCREENING PROGRAMME

NEWCASTLE SO

Dr. CC EMBLETON-BLACK

ROBERTSON, KATRINA , MISS

Screening Number: ANE219922

Date of Birth: 22-Feb-1966

NHS Number: 635 241 0103

Age: 47

Address: 3 DOVECOTE CLOSE

: EMBLETON

: ALNWICK

: NORTHUMBERLAND

: NE66 3DB

Telephone: 01665 576638

SCREENED - ROUTINE RECALL

Screened on: 15-Feb-2013

Opinion: No significant radiological abnormality

THIRD PARTY COPY

Attachment
11-Feb-2013 STEVENSON, Christopher
Additional: Attachment

Filename:
Extension:.tif
Pages:

THIRD PARTY COPY

Attachment
11-Feb-2013 STEVENSON, Christopher
Additional: Attachment

Filename:
Extension:.tif
Pages:

INFIRMARY DRIVE MEDICAL GROUP

THE CONSULTING ROOMS
INFIRMARY DRIVE
ALNWICK
NORTHUMBERLAND
NE66 2NR

Telephone: 01665 602388

Fax: 01665 604712

Prescriptions: 01665 606488

www.infirmarydrive.co.uk

CJS/JB

12 February 2013

Alnwick or Berwick appointment please

Consultant Urologist
Wansbeck General Hospital

Dear Colleague,

Miss Katrina Robertson , 3 Dovecote Close Embleton, Alnwick, Northumberland NE66 3DB

Date of Birth: 22/02/1966 NHS number: 635 241 0103

G.P. Practice Code: A84021

Reason for referral: Approximately 4 – 6 weeks' history of right loin, ? renal colic.

Abdominal was examination unhelpful. Urinalysis was initially repeatedly positive for microscopic urine, currently negative. Abdominal ultrasound revealed no renal or bladder abnormality, but fatty liver and bulky spleen.

In view of the repeated positive urinalysis for blood, I would be grateful for your opinion as to whether these symptoms and findings are urinary tract related.

Past medical history and current medication list enclosed.

Yours sincerely,

Dr CHRISTOPHER J STEVENSON

Attachment
11-Feb-2013 STEVENSON, Christopher
Additional: Attachment

Filename:
Extension:.tif
Pages:

INFIRMARY DRIVE MEDICAL GROUP

THE CONSULTING ROOMS
INFIRMARY DRIVE
ALNWICK
NORTHUMBERLAND
NE66 2NR

Telephone: 01665 602388

Fax: 01665 604712

Prescriptions: 01665 606488

www.infirmarydrive.co.uk

CJS/JB

12 February 2013

Private & Confidential

Miss Katrina Robertson
3 Dovecote Close
Embleton
Alnwick
Northumberland
NE66 3DB

Dear Miss Robertson,

On reviewing your records, I have decided it may be advisable to do some extra blood tests.

I would be grateful if you could make an appointment at the surgery for the same. This should be helpful regarding your referral, but also useful in further investigating those minor abnormalities discovered on your abdominal ultrasound.

Please contact me approximately 2 weeks after the bloods have been taken and we can then discuss these results.

Yours sincerely,

Dr CHRISTOPHER J STEVENSON

Attachment
07-Feb-2013 Unknown Staff Member
Additional:Attachment
X-Ray

Filename:
Extension:.tif
Pages:

Northumbria Healthcare NHS Foundation Trust: Clinical Report		Page 1 of 1
ROBERTSON, KATRINA		DoB : 22/02/1966
3 DOVECOTE CLOSE, EMBLETON, ALNWICK, NORTHUMBERLAND, NE66 3DB		Hosp. No. : T0769647
Ref. Locn. : GENERAL PRACTICE		CRIS No. : 615969
Referrer : EMBLETON-BLACK CC		NHS No. 635 241 0103
VERIFIED by: HESLOP Ros 07/02/13 1318 Last Verified: 07/02/13 1318 Report by: HESLOP Ros 07/02/13 First Typed By: FSRHS 07/02/13 1318.		
E-4525250 E RENAL ULTRASOUND.ADVANCED PRACTITIONER REPORT.		
Normal sonar appearance of both kidneys.		
No ultrasound evidence of scarring or hydronephrosis. No significant renal mass or calculi identified. Normal bladder outline. Hysterectomy noted. No adnexal mass seen.		
Normal sonar appearance of the pancreas and gallbladder. No intra or extra hepatic biliary dilatation.		
The liver is globally attenuating to ultrasound , indicating diffuse fatty infiltration. The parenchyma has a coarse appearance. Bulky spleen.		
Impression;- Fatty liver. Bulky spleen. No renal tract abnormality seen.		
Event Number : E-4525250		Examination Date : 07/02/13
Ref. Source : EMBLETON-BLACK CC, Infirmary Drive Medical Group, Infirmary Drive, Alnwick, Northumberland, NE66 3DB		
Examinations : US Kidney Both		

Attachment
29-Jan-2013 LOCUM, A
Additional:Attachment

Filename:

Extension: .tif

Pages:

Request for radiological opinion Northumbria Healthcare NHS	Infirmiry Drive Medical Group Alnwick NE66 2NR	Surname and Forename Robertson Katrina	DOB: 22/02/1966
Previous X-Rays Where and when:		ADDRESS: 3 Dovecote Close Embleton Alnwick Northumberland NE66 3DB	Sex Female
		Tel No Home: 01665 576638	NHS no 635 241 0103
			Unit no
Investigation suggested: Renal USS		Patient type: <input type="checkbox"/> NHS <input checked="" type="checkbox"/>	Transport: <input type="checkbox"/> <input checked="" type="checkbox"/>
Relevant clinical information / History / Differential / Diagnosis: Hysterectomy 16yrs ago			
		Persistent microscopic haematuria, PMH-	
Question to be answered by the examination <i>This request will be returned if there is insufficient clinical history or the form is unsigned</i>		X-RAYS ON WOMEN FROM 12-50	
? renal / bladder abnormality to explain microscopic haematuria?		Is patient pregnant? <input type="checkbox"/> <input checked="" type="checkbox"/>	
		Is the risk of radiation exposure outweighed by the possible benefits of this x-ray <input type="checkbox"/> <input checked="" type="checkbox"/>	
Referring GP signature	Referrer's name Dr Helen Wilcox	Date 29 January 2013	
Justified by:	Appointment date and time	Patient prep form	

To make your appointment you need to telephone the xray department at Alnwick Infirmiry on 01665 626760.
They are open Monday to Friday from 9am until 6.30pm.

<p>Radiology use only</p>	<p>Radiographic examinations data</p>
<p>This section to be completed for all contrast studies</p> <p>Contrast medium</p> <p>Amount administered</p> <p>Batch number</p> <p>Administered by</p>	<p>Room number <input type="text"/></p> <p>Standard factors used? YES / NO</p> <p>If no state variance</p> <p>Actual factors</p> <p style="text-align: center;">Kv Mas Ma time</p> <p style="text-align: center;"><input type="text"/> <input type="text"/> <input type="text"/> <input type="text"/></p> <p>DAP meter reading (if available) <input type="text"/></p>
<p>This section to be completed by all female patients of childbearing age (defined as 12yrs-menopause)</p> <p>Are you pregnant? YES / NO</p> <p>Patients signature</p> <p>Radiographer</p>	<p>Total number of films <input type="text"/></p> <p>Total number of rejects <input type="text"/></p> <p>Markers checked as correct Operator(s) initials</p>

THIRD PARTY COPY

Attachment
07-Jan-2013 Unknown Staff Member
Additional: Attachment
Radiology

Filename:
Extension:.tif
Pages:

Northumbria Healthcare NHS Foundation Trust: Clinical Report

Page 1 of 1

ROBERTSON, KATRINA

DoB : 22/02/1966

3 DOVECOTE CLOSE, EMBLETON, ALNWICK, NORTHUMBERLAND, NE66 3DB Hosp. No. : T0769647

Ref. Locn. : GENERAL PRACTICE

CRIS No. : 615969

Referrer : WILSON CP

NHS No. 635 241 0103

VERIFIED by: DR M WILKINSON, RADIOLOGIST 04/01/13 1252 Last Verified: 04/01/13
1252 Report by: DR M WILKINSON, RADIOLOGIST 04/01/13 First Typed By: JOBSL
04/01/13 1222 Last Changed By: WILKM 04/01/13.

E-4492372

XR Chest :

Normal heart size. There is a small calcified opacity in the right lower zone consistent with a granuloma. This is unchanged. These don't require follow up. Lungs are otherwise clear.

Event Number : E-4492372

Examination Date : 02/01/13

Ref. Source : WILSON CP, Infirmary Drive Medical Group, Infirmary Drive, Alnwick, Northumberland, NE66 2NR

Examinations : XR Chest

Attachment
21-Nov-2012 Unknown Staff Member
Additional: Attachment
Radiology

Filename:
Extension: .tif
Pages:

Northumbria Healthcare NHS Foundation Trust: Clinical Report		Page 1 of 1
ROBERTSON, KATRINA		
3 DOVECOTE CLOSE, EMBLETON, ALNWICK, NORTHUMBERLAND, NE66 3DB	DoB : 22/02/1966	Hosp. No. : T0769647
Ref. Locn. : GENERAL PRACTICE	CRIS No. : 615969	NHS No. 635 241 0103
Referrer : DAVISON DC		

VERIFIED by: KELLY Sean Dr (nighthawk) 20/11/12 1612 Last Verified: 20/11/12 1612
Report by: KELLY Sean Dr (nighthawk) 20/11/12 First Typed By: MEDSKE 20/11/12 1612.

Clinical History : smoker. Suspected right chest infection.

XR Chest : The heart is not enlarged. The lung fields are clear. Normal mediastinal contour. 5 mm well circumscribed focal area of calcification consistent with that of a granuloma identified projected over the right lower zone.

Reported by Dr Sean Kelly, Medica Radiologist

Event Number : E-4459428

Examination Date : 15/11/12

Ref. Source : DAVISON DC, Infirmary Drive Medical Group, Infirmary Drive, Alnwick, Northumberland, NE66 2NR

Examinations : XR Chest

Attachment
13-Nov-2012 DAVISON, David
Additional: Attachment

Filename:

Extension:.tif

Pages:

Request for radiological opinion Northumbria Healthcare NHS	Infirmiry Drive Medical Group Alnwick NE66 2NR	Surname and Forename Robertson Katrina	DOB: 22/02/1966
Previous X-Rays Where and when:		ADDRESS: 3 Dovecote Close Embleton Alnwick Northumberland NE66 3DB	Sex Female
		Tel No Home: 01665 576638	NHS no 635 241 0103
			Unit no
Investigation suggested: cxr		Patient type: <input type="checkbox"/> NHS <input checked="" type="checkbox"/>	Transport: <input type="checkbox"/> Walk <input checked="" type="checkbox"/>
Relevant clinical information / History / Differential / Diagnosis: 13/11/2012 Chest infection for 5/7. smoker 10/day. haemoptysis this morning and some l lower chest pain o/e temp 37.3. creps r upper zone for ab's and cxr Dr David Davison			
Question to be answered by the examination <i>This request will be returned if there is insufficient clinical history or the form is unsigned</i> ? lung infection		X-RAYS ON WOMEN FROM 12-50 Is patient pregnant? <input type="checkbox"/> Is the risk of radiation exposure outweighed by the possible benefits of this x-ray <input type="checkbox"/>	
Referring GP signature	Referrer's name Dr D Davison	Date 13 November 2012	
Justified by:	Appointment date and time	Patient prep form	

To make your appointment you need to telephone the xray department at Alnwick Infirmiry on 01665 626760.
They are open Monday to Friday from 9am until 6.30pm.

Radiology use only	Radiographic examinations data								
This section to be completed for all contrast studies	Room number <input type="text"/>								
Contrast medium	Standard factors used? YES / NO								
Amount administered	If no state variance								
Batch number	Actual factors								
Administered by	<table style="display: inline-table; border: none;"> <tr> <td style="text-align: center;">Kv</td> <td style="text-align: center;">Mas</td> <td style="text-align: center;">Ma</td> <td style="text-align: center;">time</td> </tr> <tr> <td style="text-align: center;"><input type="text"/></td> <td style="text-align: center;"><input type="text"/></td> <td style="text-align: center;"><input type="text"/></td> <td style="text-align: center;"><input type="text"/></td> </tr> </table>	Kv	Mas	Ma	time	<input type="text"/>	<input type="text"/>	<input type="text"/>	<input type="text"/>
Kv	Mas	Ma	time						
<input type="text"/>	<input type="text"/>	<input type="text"/>	<input type="text"/>						
	DAP meter reading (if available) <input type="text"/>								
This section to be completed by all female patients of childbearing age (defined as 12yrs-menopause)	Total number of films <input type="text"/>								
Are you pregnant? YES / NO	Total number of rejects <input type="text"/>								
Patients signature	Markers checked as correct								
Radiographer	Operator(s) initials								

THIRD PARTY COPY

Attachment
 03-Aug-2012 Unknown Staff Member
 Additional: Attachment
 Orthopaedics
 Filename:
 Extension: .tif
 Pages:

Northumbria Healthcare **NHS**

NHS Foundation Trust

Alnwick Infirmary

Infirmary Drive
Alnwick
Northumberland

NE66 2NS
(01665) 626 700

Consultant : Mr JL SHER BSc FRCSEng
FRC
Direct Tel: 01665 626756
Direct Fax: 01665 626776

DR C STEVENSON
INFIRMARY DRIVE MED GROUP
THE CONSULTING ROOMS
ALNWICK
NE66 2NR

Date Dictated: 27/07/2012
Date Typed: 02/08/2012

Orthopaedic Clinic 27/07/2012
SHER/jbf T0769647

Dear DR STEVENSON

Re: Miss KATRINA ROBERTSON
3 DOVECOTE CLOSE EMBLETON
ALNWICK NORTHUMBERLAND
NE66 3DB

Unit Number T0769647
NHS No 635 241 0103
DoB 22/02/1966

Diagnosis: Residual radial sided wrist discomfort following soft tissue injury.

Miss Robertson has returned to the clinic today for discussion about her MRI scan. The scan results are not particularly diagnostic. There are a few degenerative changes within the wrist, there is no evidence of a De Quervains and the nodule is visible.

I note that Miss Robertson complains of quite significant and intermittent radial sided wrist discomfort particularly after using the wrist that is eased by resting and associated often with some swelling on the radial side of the wrist. Clinically today she has no signs of active tendonitis and in the absence of established tendonitis on the MRI scan I am loathe to suggest a tendon release.

I do not feel anything apart from removing the nodule would be reasonable and removing the nodule may not afford any significant relief.

I have suggested that I provide Miss Robertson with a Futuro splint which she could wear from time to time. I do not think this is something that will get worse but it may be something that she has to put up with for the meanwhile. If she decides she wants the nodule removed she should make contact with my secretary and I will do this for her under local anaesthetic as a day patient - removal of nodule from radial side of left wrist.

Disposal: For possible surgical removal of nodule and provision of Futuro splint.

In association with the University of Newcastle upon Tyne

Yours sincerely

(dictated and sent unsigned to avoid delay)

Mr JL SHER BSc FRCS Eng FRCS Ed
Consultant
Orthopaedics

Miss KATRINA ROBERTSON
3 DOVECOTE CLOSE
EMBLETON
ALNWICK NORTHUMBERLAND
NE66 3DB

THIRD PARTY COPY

In association with the University of Newcastle upon Tyne

Attachment
20-Jun-2012 Unknown Staff Member
Additional: Attachment
Orthopaedics
Filename:
Extension: .tif
Pages:

Northumbria Healthcare

NHS Foundation Trust

Alnwick Infirmary

Infirmary Drive
Alnwick
Northumberland

NE66 2NS
(01665) 626 700

Consultant : Mr JL SHER BSc FRCSEng
FRC
Direct Tel: 01665 626756
Direct Fax: 01665 626776

DR C WILSON
INFIRMARY DRIVE MED GROUP
THE CONSULTING ROOMS
ALNWICK
NE66 2NR

Date Dictated: 01/06/2012
Date Typed: 15/06/2012

Orthopaedic Clinic 01/06/2012
SHER/jbf T0769647

Dear DR WILSON

Re: Miss KATRINA ROBERTSON
3 DOVECOTE CLOSE EMBLETON
ALNWICK NORTHUMBERLAND
NE66 3DB

Unit Number T0769647
NHS No 635 241 0103
DoB 22/02/1966

Diagnosis: Soft tissue injury to left wrist more than a year ago with residual radial sided wrist discomfort.

46-year-old right-handed residential home worker in good health, not a diabetic. Complaining that she fell upstairs in April 2011 injuring her left wrist. At the time there seemed to be a marked swelling along the radial border of the wrist but she was seen in the A & E department, x-rays taken and she was reassured that no bony injury occurred. Since that time she has had a lot of trouble with the left wrist with pain along the radial border radiating into her thumb and a curious clicking sense as well as a discrete small nodule. She has been seen by Caroline Clark, an injection administered which did give her some relief for a brief period but she remains uncomfortable and concerned about the persistent problem. On examination there is indeed slight fullness along the radial border of the left wrist along with combined tenderness of APL and EPB together with a small nodule which seems to be mobile and clicks uncomfortably. This is the nodule that Caroline thought was a ganglion and tried to aspirate but apparently there was nothing in it. It feels like it may be a small avulsed piece of bone or alternatively a small tender nodule. Hitchhikers sign is negative but there is a positive Finklestein's sign on the left. I have reviewed her x-rays and agree there is no bony injury.

Impression: I think there is a low-grade de Quervain's present together with this little curious nodule. I think an MRI scan is likely to give us some further information as to what

In association with the University of Newcastle upon Tyne

exactly the structural disorder is and hopefully thereby if we decide to undertake surgery guide surgical treatment. MRI scan arranged, review when we have the results. Disposal:

Disposal: For MRI scanning.

Yours sincerely

(dictated and sent unsigned to avoid delay)

Mr JL SHER BSc FRCS Eng FRCS Ed
Consultant
Orthopaedics

Miss KATRINA ROBERTSON
3 DOVECOTE CLOSE
EMBLETON
ALNWICK NORTHUMBERLAND
NE66 3DB

CAROLINE CLARK
EXTENDED SCOPE PRACTITIONER
IMATS
BONDGATE PRACTICE
INFIRMARY CLOSE
ALNWICK
NE66 2NL

THIRD PARTY COPY

In association with the University of Newcastle upon Tyne

Attachment
14-Feb-2012 Unknown Staff Member
Additional: Attachment

Filename:
Extension: .tif
Pages:

IMATS

NORTH NORTHUMBERLAND

Dr Graham Syers, GPWSI (GP with a special interest)
Mrs Caroline Clark, ESP (Extended Scope Practitioner)

Mrs Nicola Karolewski, ESP (Extended Scope Practitioner)
Mr David Hopper, ESP (Extended Scope Practitioner)

**NN IMATS OFFICE
 THE BONDGATE PRACTICE
 INFIRMARY CLOSE
 ALNWICK
 NORTHUMBERLAND
 NE66 2NL**

TEL: (01665) 626726

Our ref: CC/CD

Date: 9 February 2012
 Clinic Date: 2 February 2012
 Referral date to IMATS: 5 December 2011

Dr C Wilson
 Infirmary Drive Medical Group
 Infirmary Drive
 Alnwick NE66 2NR

Dear Dr Wilson

Katrina Robertson, DOB: 22.02.1966, NHS Number: 635 241 0103
3 Dovecot Close, Embleton, Alnwick, NE66 3DB

Diagnosis: *De Quervain's tenosynovitis left wrist*
Outcome: *For referral to orthopaedics*

I reviewed Katrina a month following the injection to her first dorsal compartment for De Quervain's tenosynovitis. She tells me this has definitely had effect in the fact that she feels less pain and swelling round there, however she is still symptomatic with her wrist and is finding her activities limited. I have discussed this further with Mr Candal, one of the orthopaedic surgeons at Wansbeck, who feels this small lump is probably a ganglion from the tendon sheath which she must have injured at the time of falling.

We have discussed options today, these being to see how things go with time or refer to Mr Sher at his Alnwick clinic for further opinion on ongoing management. She is quite keen to get Mr Sher's opinion and therefore I will refer her onwards.

Yours sincerely

Caroline Clark
Extended Scope Practitioner

Checked, but not signed by Caroline Clark, ESP

Cc: Katrina Robertson

IMATS

NORTH NORTHUMBERLAND

Dr Graham Syers, GPWSI (GP with a special interest)
Mrs Caroline Clark, ESP (Extended Scope Practitioner)

Mrs Nicola Karolewski, ESP (Extended Scope Practitioner)
Mr David Hopper, ESP (Extended Scope Practitioner)

NN IMATS OFFICE
 THE BONDGATE PRACTICE
 INFIRMARY CLOSE
 ALNWICK
 NORTHUMBERLAND
 NE66 2NL

TEL: (01665) 626726

Our ref: CC/CD

Date: 9 February 2012
 Clinic Date: 2 February 2012
 Referral date to IMATS: 5 December 2011

Mr L Sher
 Orthopaedic Department
 Wansbeck General Hospital
 Ashington NE63 9JJ

Dear Lester

Katrina Robertson, DOB: 22.02.1966, NHS Number: 635 241 0103
3 Dovecot Close, Embleton, Alnwick, NE66 3DB

I would be grateful if you could see this lady at your Alnwick clinic please. In April 2011 she tripped up stairs injuring her left wrist. Since then she has had pain and swelling over her first dorsal compartment. She also has a small palpable ganglion at the base of the thumb.

I injected her De Quervains a month ago, it certainly had some benefit in reducing her pain and swelling however she is still functionally limited and concerned regarding her wrist. She has tried a splint in the past which she felt made things worse.

I have advised her to continue with gentle stretching and ice, but she is keen to see if anything more definitive can be done for her wrist.

Yours sincerely

Caroline Clark
Extended Scope Practitioner

Checked, but not signed by Caroline Clark, ESP

Cc: Dr C Wilson, Infirmary Drive Medical Group

Attachment
 13-Jan-2012 Unknown Staff Member
 Additional:Attachment
 Orthopaedics
 Filename:
 Extension:.tif
 Pages:

IMATS

NORTH NORTHUMBERLAND

Dr Graham Syers, GPWSI (GP with a special interest)
Mrs Caroline Clark, ESP (Extended Scope Practitioner)

Mrs Nicola Karolewski, ESP (Extended Scope Practitioner)
Mr David Hopper, ESP (Extended Scope Practitioner)

NN IMATS OFFICE
 THE BONDGATE PRACTICE
 INFIRMARY CLOSE
 ALNWICK
 NORTHUMBERLAND
 NE66 2NL

TEL: (01665) 626726

Our ref: CC/CD

Date: 11 January 2012
 Clinic Date: 5 January 2012
 Referral date to IMATS: 5 December 2011

Dr C Wilson
 Infirmary Drive Medical Group
 Infirmary Drive
 Alnwick NE66 2NR

Dear Dr Wilson

Katrina Robertson, DOB: 22.02.1966, NHS Number: 635 241 0103
3 Dovecot Close, Embleton, Alnwick, NE66 3DB

Diagnosis: *1. De Quervain's tenosynovitis left wrist*
2. ?small ganglion radial wrist

Outcome: *Injected first dorsal extensor compartment, for telephone review 10 days and face to face review 3-4 weeks.*
Attempted aspiration of ganglion unsuccessful

I met this lady today. In April 2011 she tripped while going up stairs carrying a cup of tea and fell on extended left wrist. She noticed straightaway a very small 3mm x 3mm palpable lump over the distal radius, but she has had two x-rays since neither of which have shown any bony abnormality and there is certainly no soft tissue shadow over the area she indicates. She also has an aching over the first dorsal compartment which swells especially at the end of the day when she is working with adults with learning disabilities which is heavy. She is fit and well and not taking any medication.

On examination there is a palpable 3mm x 3mm pea shaped lump over the radial styloid. This feels solid and I attempted aspiration today which was unsuccessful. I am unsure as to exactly what this is but it doesn't appear to be bony in nature.

She also has some swelling over the first dorsal compartment. Resisted abduction and extension are negative, however Finkelstein's test for De Quervain's is very tender today. She is also tender to palpate.

over

Continuation 2 /

Katrina Robertson, DOB: 22.02.1966, NHS Number: 635 241 0103
3 Dovecot Close, Embleton, Alnwick, NE66 3DB

We discussed the options for this, we have proceeded to injection today, I used 10mg Depo-Medrone and 2ml Lidocaine using two separate syringes and needle kept in situ. She is going to let us know how she is doing in 10 days or so and will review her in a few weeks after I have discussed whether she needs further imaging with our orthopaedic consultants.

Yours sincerely

Caroline Clark
Extended Scope Practitioner

Checked, but not signed by Caroline Clark, ESP

Cc: Miss Katrina Robertson
3 Dovecot Close,
Embleton,
Alnwick, NE66 3DB

THIRD PARTY COPY

Attachment
02-Dec-2011 WILSON, Chris
Additional:Attachment

Filename:
Extension:.tif
Pages:

THIRD PARTY COPY

Attachment
02-Dec-2011 WILSON, Chris
Additional:Attachment

Filename:
Extension:.tif
Pages:

Referral to TACT PMS IMATS
(Intermediate musculoskeletal assessment and treatment service)

Patient name **Miss Katrina Robertson** Date of birth **22/02/1966**
Address **3 Dovecot Close Embleton Alwick Northumberland NE66 3DB**
Mobile Tel Home Tel **Home: 01665 576638** NHS number **635 241 0103**

Referrer **Dr C Wilson** Infirmary Drive Medical Group Alwick NE66 2NR
Telephone 01665 602388 Fax 01665 604712 GP code A84021
Referral date **02 December 2011**

Reason for referral

02/12/2011 Arthralgia of wrist fell onto left (nondom) wrist in april 2011. xrayed at the time- nbi. since then pain (esp when workign as carer) over distal radial area. not helped by futura splint so advised not to us it. re-xrayed last month: no abnormality. o/e 3mm firm mobile swelling over radial styloid ?incidental. tender soft swelling over radial styloid/wrist ?ganglion. full rom wrist and no tendon discomfort (neg test for de quervains). ask imats to look at it ?ortho Dr Chris Wilson

Other medical problems

1994 Pain in joint - arthralgia knee anterior
05/06/2003 Arthroscopy NEC left knee, patello - femoral assessment see attachment 9.6.03
30/09/2009 Other foot injury left mid

History of reason for referral – please include all investigations and treatments to date. If possible enclose a physiotherapy discharge letter if they have been through physiotherapy. Examination findings which you feel are relevant. Why you or the patient feel the referral would be helpful.

IF THE PATIENT HAS BEEN SEEN BY ORTHOPAEDICS A COPY OF THE LETTER IS VERY HELPFUL

Current Medication

Miss Robertson 22/02/1966

Send to: Carol Donnelly, PMS Office, The Bondgate Practice, Alwick NE66 2NL Fax to: 01665 510581 Tel: 01665 626726

Attachment
25-Nov-2011 EMBLETON-BLACK, Caroline
Additional:Attachment

Filename:
Extension:.tif
Pages:

INFIRMARY DRIVE MEDICAL GROUP

The Consulting Rooms
Infirmary Drive
ALNWICK
NE66 2NR
Telephone: 01665 602388
Prescription Line: 01665 606488
Fax: 01665 604712
Website: www.infirmarydrive.co.uk

25 November 2011

Miss Katrina Robertson
3 Dovecot Close
Embleton
Alnwick
Northumberland
NE66 3DB

Dear Miss Robertson

Change of Appointment

Your appointment has been changed on Thursday 1st December with Dr Lamb.

We have organised an alternative appointment for you at 8.20am on the same date with Dr Dodd.

If this is not suitable, please contact the surgery.

We apologise for any inconvenience caused.

Yours sincerely

Medical Receptionist

This is your NHS number – please take note of it and keep it in a safe place: 635 241 0103

THIRD PARTY COPY

Attachment
14-Nov-2011 Unknown Staff Member
Additional: Attachment
Radiology

Filename:
Extension: .tif
Pages:

Department of Radiology
ALNWICK INFIRMARY

Page 1 of 1

KATRINA , ROBERTSON 22/02/1966 NHS: 6352410103 Evnt No: E-4169229
CONS: LAMB K CRIS No: 615969 Exam Dt: 07/11/2011
WARD: ALNWICK GP NHS No: 6352410103 File No: 11006964
THE CONSULTING ROOMS INFIRMARY DRIVE MED GROUP THE CONSULTING ROOMS ALNWICK
Lead Clinician: LAMB K

VERIFIED Report by: DR M WILKINSON, RADIOLOGIST 11/11/2011
Typed by: LILIAN JOBSON 11/11/2011

E-4169229 LEFT WRIST :

No abnormality demonstrated.

THIRD PARTY COPY

Estimated Radiation Dose 2 uSv. Equivalent to less than 1 Chest X-Rays.
Accumulated Radiation Dose 28 uSv. Equivalent to 3 Chest X-Rays.



Attachment
07-Nov-2011 LAMB, Katy
Additional: Attachment

Filename:

Extension:.tif

Pages:

Request for radiological opinion Northumbria Healthcare NHS	Infirmiry Drive Medical Group Alnwick NE66 2NR	Surname and Forename Robertson Katrina	DOB: 22/02/1966
Previous X-Rays Where and when:		ADDRESS: 3 Dovecot Close Embleton Alnwick Northumberland NE66 3DB	Sex Female
		Tel No Home: 01665 576638	NHS no 635 241 0103
			Unit no
Investigation suggested: Left wrist		Patient type: <input checked="" type="checkbox"/> NHS	Transport: <input checked="" type="checkbox"/>
Relevant clinical information / History / Differential / Diagnosis: Fell on to left wrist several months ago and xrayed at the time, since then increasing probs with swelling/pain and has ?bony nodule radial side			
Question to be answered by the examination <i>This request will be returned if there is insufficient clinical history or the form is unsigned</i>		X-RAYS ON WOMEN FROM 12-50	
? healing # also ?bony nodule		Is patient pregnant? <input checked="" type="checkbox"/>	
		Is the risk of radiation exposure outweighed by the possible benefits of this x-ray <input checked="" type="checkbox"/>	
Referring GP signature	Referrer's name Dr K Lamb	Date 07 November 2011	
Justified by:	Appointment date and time	Patient prep form	

To make your appointment you need to telephone the xray department at Alnwick Infirmiry on 01665 626760.
They are open Monday to Friday from 9am until 6.30pm.

Radiology use only	Radiographic examinations data								
This section to be completed for all contrast studies	Room number <input type="text"/>								
Contrast medium	Standard factors used? YES / NO								
Amount administered	If no state variance								
Batch number	Actual factors								
Administered by	<table style="display: inline-table; border: none;"> <tr> <td style="text-align: center; padding: 0 10px;">Kv</td> <td style="text-align: center; padding: 0 10px;">Mas</td> <td style="text-align: center; padding: 0 10px;">Ma</td> <td style="text-align: center; padding: 0 10px;">time</td> </tr> <tr> <td style="text-align: center;"><input type="text"/></td> <td style="text-align: center;"><input type="text"/></td> <td style="text-align: center;"><input type="text"/></td> <td style="text-align: center;"><input type="text"/></td> </tr> </table>	Kv	Mas	Ma	time	<input type="text"/>	<input type="text"/>	<input type="text"/>	<input type="text"/>
Kv	Mas	Ma	time						
<input type="text"/>	<input type="text"/>	<input type="text"/>	<input type="text"/>						
	DAP meter reading (if available) <input style="width: 100px;" type="text"/>								
This section to be completed by all female patients of childbearing age (defined as 12yrs-menopause)	Total number of films <input style="width: 50px;" type="text"/>								
Are you pregnant? YES / NO	Total number of rejects <input style="width: 50px;" type="text"/>								
Patients signature	Markers checked as correct								
Radiographer	Operator(s) initials								

THIRD PARTY COPY

Attachment
 21-Apr-2011 Unknown Staff Member
 Additional: Attachment
 A&E
 Filename:
 Extension: .tif
 Pages:

NORTHUMBRIA HEALTHCARE NHS FOUNDATION TRUST

ACCIDENT AND EMERGENCY

HOSPITAL: Alnwick Infirmary
 S/C CODE 1
 S/C CODE 2
 HOSPITAL NUMBER: T0769647 NHS NUMBER: 635 241 0103* A&E NUMBER: 11/063219

TIME OF ARRIVAL: 13:51 DATE: 20.04.11 Usual GP: DR. C.J. STEVENSON
 Surname: ROBERTSON Address: INFIRMARY DRIVE MED GROUP
 Forename(s): KATRINA THE CONSULTING ROOMS
 Title: MISS Age: 45 ALNWICK
 D.O.B.: 22.02.1966 NORTHUMBERLAND
 Address: 3 DOVECOTE CLOSE
 EMBLETON
 ALNWICK
 NORTHUMBERLAND
 NE66 3DB Religion: 7C
 GP Phone No.: 01665 2NR
 01665 602388
 Next of Kin: CALUM WINDUST
 Address: SAME
 Phone Number: SAME
 Occupation/School: 01665 576638
 Accompanied by: Unaccompanied
 Consent to share info with: Yes / No

PREVIOUS ACCIDENT AND EMERGENCY INCIDENTS

A&E No.	Date	Final Diagnosis	Hospital
1			
2	03/068556	28/09/03	4 17 04
3	03/071415	29/12/03	4 04 9L
4	08/068572	24/10/08	4 17 22
5	09/066682	12/08/09	1 03 9F 1
6	09/068172	29/09/09	1 07 9F 1

Time Elapsed: Less than 24 hours
 Type of Accident: Not applicable
 Initiator of Referral: Self
 Mode of Arrival: Private Transport

*** ALLERGIC TO N/A
 PRESENTING COMPLAINT: FOOSH LT WRIST INJURY
 TRIAGE NURSE: [Signature] TRIAGE TIME: 1351 TRIAGE PRIORITY: P4

CLINICAL NOTES TO PRIMARY CARE TEAM
 FINAL DIAGNOSIS: STI Lt wrist

TREATMENT: Double tubigrip

INVESTIGATIONS: Xray → NBI

ADVICE GIVEN TO PATIENT: Rest, ice, elevation
 Ibuprofen + paracetamol

FOLLOW UP: gentle exercises
 wrist leaflet

See GP if not settling.

REFERRED TO: REFERRED BY: REFERRED TIME: TIME LEFT DEPT: 1455
 ADMIT WARD: X-RAYS TAKEN:
 TETANUS GIVEN:
 H.V. ACTION Y/N INFORMED:

Attachment
09-Nov-2010 Unknown Staff Member
Additional: Attachment
ENT

Filename:
Extension:.tif
Pages:

The Newcastle upon Tyne Hospitals **NHS**

NHS Foundation Trust

DEPARTMENT OF OTOLARYNGOLOGY/HEAD & NECK SURGERY

Consultant ENT Surgeons:

Mr S Carrie
Mr J Hill
Mr W Issing
Mr I J M Johnson
Mr D Meikle
Mr V Paleri

Mr M Reda El-Badawey
Mr G Siou
Mr A R Welch
Prof J A Wilson
Mr P D Yates

The Freeman Hospital
High Heaton
Newcastle upon Tyne
NE7 7DN

Tel: 0191 233 6161
Fax: 0191 213 1968

www.newcastle-hospitals.nhs.uk

Direct Line:

Fax: 0191 2231246

E-mail: andrew.welch@nuth.nhs.uk

REF:ARW/JLR/0663853Q

NHS No: 6352410103

Clinic Date:09/11/2010

Dr Katy Lamb (115)
Infirmary Drive Med Group
The Consulting Rooms
Alwick
Northumberland
NE66 2NR

CLINIC HELD AT ALNWICK INFIRMARY

Dear Dr Lamb

Re: Katrina Robertson - dob:22/02/1966
3 Dovecote Close Embleton Alwick Northumberland NE66 3DB

I was happy to review Katrina today at the clinic and I am happy to say that MRI of her brain hasn't revealed anything abnormal. As Katrina told me she still struggles with left sided tinnitus so I have referred her to our tinnitus clinic at the Freeman Hospital for further treatment.

Yours sincerely



Dr A Uhma, Staff Grade to in Otolaryngology to:
A R Welch
Consultant Otolaryngologist/Head & Neck Surgeon

Attachment
04-Feb-2010 HOSPITAL DOCTOR, Mr
Additional: Attachment

Filename:
Extension:.tif
Pages:

06-MAR-2009 11:24 FROM: OPDALNWICK

01665626762

TO: 01665604712

P.004/004

Northumberland **NHS**

Care Trust

Ref SCT/SN/Dr - Discharge

Date: 4-2-10

Stop Smoking Team
Epsom Drive
Ashington
Northumberland
NE63 8BD

Tel: 01670 813135
Fax: 01670 813042

www.northumberlandcaretrust.nhs.uk

Infirmery Anne

Dear Dr ... *Embleton - Blucke*

One of your patients: ... *Katrina Robinson* DoB: ... *22-2-66*

Name

..... *3 Donceote Close, Embleton*

Address

has recently accessed the Specialist Stop Smoking Service.

I am pleased to inform you that he / she has remained an ex-smoker and is delighted with his / her achievement.

Please adjust your records accordingly.

Unfortunately he / she has relapsed back to smoking. They are aware that they can access the service again when the time is appropriate for them.

Unfortunately they have been lost to follow up.

I would like to take this opportunity to thank you for your support of the Stop Smoking Service.

Yours sincerely

Michelle

Stop Smoking Advisor
Smoking Cessation

In partnership with

Northumberland
COUNTY COUNCIL

LP10002

Attachment
29-Oct-2009 HOSPITAL DOCTOR, Mr
Additional: Attachment

Filename:
Extension: .tif
Pages:

Northumberland **NHS**

Care Trust

Stop Smoking Team
Epsom Drive
Ashington
NE63 8BD



FAX

Date 29-10-09

Number of pages including this sheet 1

To: *Dr Embleton-Blake.
Consulting Room
Alnwick*
PRESCRIPTION REQUEST
Fax Phone

From: *Allen Ordeley*
Specialist Advisor
Stop Smoking Team
Phone **01670 813135**
Fax Phone **01670 813042**

Varenicline (Champix) Recommendation Letter / Progress Report

Patient name: *Katrina Robinson* Date of Birth: *22.2.66*
Address: *3 Dovecot Close Station Rd Embleton*

This client is receiving a support programme from the Northumberland Stop Smoking Service. Following consultation, we recommend that, in order to help them give up smoking, the therapy of choice is varenicline tartrate (Champix). The recommended dose is 1mg Champix twice daily following a 1-week titration period (days 1-3, 0.5mg once daily; days 4-7, 0.5mg twice daily) for a total of 12 weeks. The patient understands they need to start taking Champix 1-2 weeks before their quit date. The change in dose over the first week has also been explained.

WARNING / PRECAUTIONS

- | | YES | NO |
|---|--------------------------|-------------------------------------|
| Is the patient under 18-years-old? | <input type="checkbox"/> | <input checked="" type="checkbox"/> |
| Does the patient have end-stage renal disease? | <input type="checkbox"/> | <input checked="" type="checkbox"/> |
| Is the patient pregnant? | <input type="checkbox"/> | <input checked="" type="checkbox"/> |
| Is the patient breast-feeding? | <input type="checkbox"/> | <input checked="" type="checkbox"/> |
| Does the patient have epilepsy? | <input type="checkbox"/> | <input checked="" type="checkbox"/> |
| Does the patient have a history of psychiatric illness? | <input type="checkbox"/> | <input checked="" type="checkbox"/> |

In cases where the patient has epilepsy or a history of psychiatric illness, the clinical justification for recommending Champix is described below.

Amount	Item required	Medication	Duration
Starter Pack of 25	<input checked="" type="checkbox"/>	11 x 0.5 mg + 14 x 1 mg tablets	2 weeks
Pack of 28	<input type="checkbox"/>	28 x 1 mg tablets	2 weeks
Pack of 56	<input type="checkbox"/>	56 x 0.5 mg tablets	2 / 4 weeks

If you have any queries or questions about this patient, please do not hesitate to contact me - telephone no above.

The patient will be reviewed at the stop smoking clinic on

We would be grateful if you could organise this prescription to be ready for collection on *2nd Nov*

Many thanks

Advisor's Signature *Allen Ordeley*

This Fax Message is intended only for the addressee and may contain confidential or privileged information. If the reader of this message is not the addressee or an employee of the addressee, you are notified that any distribution, copying or dissemination of this message is prohibited. If you have received this message in error please telephone 01670 813135 at once.

Attachment
05-Oct-2009 HOSPITAL DOCTOR, Mr
Additional: Attachment

Filename:
Extension: .tif
Pages:

15
Northumbria Healthcare **NHS**

Wansbeck General Hospital

Woodhorn Lane
Ashington
Northumberland

NE63 9JJ
0844 811 8111

NHS Foundation Trust

Consultant : Mr J CANDAL COUTO
FRCS(Tr & Orth)
Direct Tel: 01670 529307
Direct Fax: 01670 529656

Dr CJ STEVENSON
INFIRMARY DRIVE PRACTICE
INFIRMARY DRIVE
ALNWICK

Date Dictated: 30/09/2009
Date Typed: 02/10/2009

Trauma Clinic 30/09/2009
CANDAL-COUTO/eh T0769647

Dear Dr STEVENSON

Re: Miss KATRINA ROBERTSON
3 DOVECOTE CLOSE
EMBLETON
ALNWICK
NORTHUMBERLAND
NE66 3DB

Unit Number T0769647
NHS No 635 241 0103
DoB 22/02/1966

Diagnosis: 6 weeks following an injury to the left mid foot.

Disposal: For referral to Orthotics and review in 6 weeks time if need be.

This 43-year-old lady who works with adults with learning difficulties sustained an injury 6 weeks ago when she twisted her foot. Since then she has been complaining of pain on the lateral aspect but particularly over the dorsum of the mid foot.

She tells me she can walk for 3 miles before it becomes too painful.

Clinically she has an uncomfortable mid foot area but there is no swelling and no deformity. Further x-rays do show an arthritic talonavicular navicular cuneiform joints. There is a possibility of an old crush injury to the cuboid but this is very difficult to be categorical about it. I cannot see a fracture to the fifth metatarsal.

A follow up has been obtained from Dr Hall, Consultant Radiologist. We can not tell for sure if this is a fracture to the cuboid or not but certainly if it was it has healed in to a good position.

I suggest to adopt a more pragmatic approach and refer to Orthotics for an insole. Continue to mobilise. Should still be in pain for the next few weeks, I trust within 3 months of the injury I think she will start to improve. I will see her again in 6 weeks time if need be.

In association with the University of Newcastle upon Tyne

10/2009

Attachment
05-Oct-2009 HOSPITAL DOCTOR, Mr
Additional:Attachment

Filename:
Extension:.tif
Pages:

16
Yours sincerely

Mr J CANDAL COUTO FRCS(Tr & Orth)
Consultant
Orthopaedics

Miss KATRINA ROBERTSON
3 DOVECOTE CLOSE
EMBLETON
ALNWICK
NORTHUMBERLAND
NE66 3DB

THIRD PARTY COPY

Attachment
30-Sept-2009 HOSPITAL DOCTOR, Mr
Additional: Attachment

Filename:
Extension: .tif
Pages:

The Newcastle upon Tyne Hospitals **NHS**

NHS Foundation Trust

DEPARTMENT OF OTOLARYNGOLOGY/HEAD & NECK SURGERY

Consultant ENT Surgeons:

Mr S Carrie
Mr J Hill
Mr W Issing
Mr I J M Johnson
Mr D Meikle
Mr V Paleri

Mr M Reda El-Badawey
Mr G Siou
Mr F W Stafford
Mr A R Welch
Prof J A Wilson
Mr P D Yates

The Freeman Hospital
High Heaton
Newcastle upon Tyne
NE7 7DN

Direct Line: 0191 2137625
Fax: 0191 2231246

Secretary: emma.trotter@nuth.nhs.uk

Tel: 0191 233 6161
Fax: 0191 213 1968
www.newcastle-hospitals.nhs.uk

REF: ARW/KA/0663853Q
NHS No: 6352410103
Clinic Date: 15/09/2009

Clinic held at Alnwick Infirmary

Dr K Lamb (115)
Infirmary Drive Medical Group
Infirmary Drive
Alnwick
Northumberland
NE66 2NR

Dear Dr Lamb

Re: Katrina Robertson - dob: 22/02/1966
3 Dovecote Close Embleton Alnwick Northumberland NE66 3DB

This lady did not attend for her appointment today. I assume that all is well. If she does have any further problems I would be happy to see her again.

Yours sincerely


A R Welch
Consultant Otolaryngologist/Head & Neck Surgeon

Attachment
30-Sept-2009 HOSPITAL DOCTOR, Mr
Additional: Attachment

Filename:
Extension: .tif
Pages:

HOSPITAL: Hinwick Infirmary		S/C CODE 1	
		S/C CODE 2	
HOSPITAL NUMBER: T0269647	NHS NUMBER: 635 241 0109 *	A&E NUMBER: 09/064177	
TIME OF ARRIVAL: 08:57	DATE: 29.09.09	Usual GP: DR. C.J. STEVENSON	
Surname: ROBERTSON		Address: THE CONSULTING ROOMS	
Forename(s): KATRINA	43	INFIRMARY DRIVE	
Title: MISS	Age: 22.02.1966	ALNWICK	
	Female	NORTHUMBERLAND	
Address: 3 DOVECOTE CLOSE	D.O.B.:	NE66 2NR	
EMBLETON		01665 602388	
ALNWICK		GP Phone No.:	
NORTHUMBERLAND			
NE66 3DB	7C	Next of Kin: CALUM WINDUST	
Postcode:	Religion:	Address: 7 LONG ROW	
Phone Number: 01665 576638		STAMFORD	
Occupation/School:		ALNWICK	
		NORTHUMBERLAND	
		01665 576403	
PREVIOUS ACCIDENT AND EMERGENCY INCIDENTS		Phone Number: Unaccompanied	
A&E No.	Date	Final Diagnosis	
Hospital	Consent to share info with:		
1	03/068556 28/09/03	4 17 04 32	Accompanied by: More than one week Yes / No
2	03/071415 29/12/03	4 04 9L 32	Time Elapsed: Not applicable
3	08/068572 24/10/08	4 17 22 32	Type of Accident: GP n.argd
4	09/066682 12/08/09	1 03 9F 1 32	Initiator of Referral: Private transport
5			Mode of Arrival:
6			
REVIEW LT ANKLE INJ			
PRESENTING COMPLAINT:			
TRIAGE NURSE: JS	TRIAGE TIME: 8:57	TRIAGE PRIORITY: P5.	
CLINICAL NOTES TO PRIMARY CARE TEAM			
FINAL DIAGNOSIS GP referral			
old # 5 th mt. (L)			
TREATMENT			
9am. 30/9/09			
INVESTIGATIONS			
r/r (draw) - Costo -			
ADVICE GIVEN TO PATIENT		CLINICIAN	TIME SEEN
Trauma clinic		JS	8:57
FOLLOW UP			
		CONSULTANT NAME: OWN PATIENT <input type="checkbox"/>	
		PATIENT REVIEWED <input type="checkbox"/>	
		ADVICE (ONLY) GIVEN <input type="checkbox"/>	
		MIDDLE GRADE NAME: OWN PATIENT <input type="checkbox"/>	
		PATIENT REVIEWED <input type="checkbox"/>	
		ADVICE (ONLY) GIVEN <input type="checkbox"/>	
REFERRED TO:		X-RAYS TAKEN <input checked="" type="checkbox"/>	
REFERRED BY: 930	TIME LEFT DEPT.: 930	TETANUS GIVEN <input type="checkbox"/>	
REFERRED TIME:	ADMIT WARD:	H.V. ACTION Y/N INFORMED <input type="checkbox"/>	
TIME DECISION TO ADMIT/DISCHARGE:	TRANSFER TO:		

LP16009

Attachment
21-Sept-2009 HOSPITAL DOCTOR, Mr
Additional: Attachment

Filename:
Extension: .tif
Pages:

Department of Radiology
ALNWICK INFIRMARY

Page 1 of 1

KATRINA , ROBERTSON 22/02/1966 NHS: 6352410103 Evnt No: E-3593549
CONS: DR K LAMB CRIS No: 615969 Exam Dt: **14/09/2009**
WARD: ALNWICK GP NHS No: 6352410103 File No: 09005244
The Consulting Rooms Infirmary Drive Alnwick Northumberland
Lead Clinician: DR K LAMB

VERIFIED Report by: **DR M WILKINSON, RADIOLOGIST** 17/09/2009
Typed by: **ALLYSON FARLEY** 17/09/2009

E-3593549 LEFT ANKLE :
No bony injury.

LEFT FOOT :
There is a probable fracture at the base of the 5th metatarsal.
Unfortunately due to technical problems I was unable to view the
recent previous.

Estimated Radiation Dose 4 uSv. Equivalent to less than 1 Chest X-Rays.
Accumulated Radiation Dose 22 uSv. Equivalent to 2 Chest X-Rays.



Attachment
 14-Sept-2009 LAMB, Katy
 Additional:Attachment

Filename:
 Extension:.tif
 Pages:

Request for radiological opinion Northumbria Healthcare NHS	Alnwick Infirmery Drive Medical Group Alnwick NE66 2NR	Surname and Forename Robertson Katrina	DOB: 22/02/1966
Previous X-Rays Where and when:		ADDRESS: 3 Dovecot Close Embleton Alnwick Northumberland NE66 3DB Tel No Home: 01665 576638	Sex Female
			NHS no 635 241 0103
			Unit no
Investigation suggested: Xray left foot and ankle	Patient type: <input type="text" value="NHS"/>	Transport: <input type="text" value="Walk"/>	
Relevant clinical information / History / Differential / Diagnosis: 4-5wks since ankle injury, significant pain still esp 5 th MT and midfoot			
Question to be answered by the examination <i>This request will be returned if there is insufficient clinical history or the form is unsigned</i>		X-RAYS ON WOMEN FROM 12-50	
?bony injury		Is patient pregnant? <input type="checkbox"/>	
		Is the risk of radiation exposure outweighed by the possible benefits of this x-ray <input type="checkbox"/>	
Referring GP signature	Referrer's name Dr K Lamb	Date 14 September 2009	
Justified by:	Appointment date and time	Patient prep form	

To make your appointment you need to telephone the xray department at Alnwick Infirmery on 01665 626760.
 They are open Monday to Friday from 9am until 6.30pm.

Radiology use only	Radiographic examinations data
This section to be completed for all contrast studies	Room number <input type="text"/>
Contrast medium	Standard factors used? YES / NO
Amount administered	If no state variance
Batch number	Actual factors
Administered by	<input type="text" value="Kv"/> <input type="text" value="Mas"/> <input type="text" value="Ma"/> <input type="text" value="time"/>
	DAP meter reading (if available) <input type="text"/>
This section to be completed by all female patients of childbearing age (defined as 12yrs-menopause)	Total number of films <input type="text"/>
Are you pregnant? YES / NO	Total number of rejects <input type="text"/>
Patients signature	Markers checked as correct
Radiographer	Operator(s) initials

Attachment
 13-Aug-2009 HOSPITAL DOCTOR, Mr
 Additional: Attachment

Filename:
 Extension: .tif
 Pages:

HOSPITAL: Alnwick Infirmary		S/C CODE 1																													
		S/C CODE 2																													
HOSPITAL NUMBER: T0769647		NHS NUMBER: 635 241 0103 *																													
A&E NUMBER: 09/066682																															
TIME OF ARRIVAL: 14:45		DATE: 12.08.09																													
Usual GP: DR. CJ. STEVENSON		Address: THE CONSULTING ROOMS INFIRMARY DRIVE ALNWICK NORTHUMBERLAND NE66 2NR GP Phone No.: 01665 602388																													
Surname: ROBERTSON Forename(s): KATRINA Title: MISS Age: 43 D.O.B.: 22.02.1966 D.O.B.: Female Address: 3 DOVECOTE CLOSE EMBLETON ALNWICK NORTHUMBERLAND NE66 3DB Postcode: NE66 3DB Phone Number: 01665 576638 Occupation/School:		Next of Kin: CALUM WINDUST Address: 7 LONG ROW STAMFORD ALNWICK NORTHUMBERLAND Phone Number: 01665 576403																													
PREVIOUS ACCIDENT AND EMERGENCY INCIDENTS		Consent to share info with:																													
<table border="1"> <thead> <tr> <th>A&E No.</th> <th>Date</th> <th>Final Diagnosis</th> <th>Hospital</th> </tr> </thead> <tbody> <tr><td>1</td><td></td><td></td><td></td></tr> <tr><td>2</td><td>03/068556</td><td>28/09/03 4 17 04</td><td>32</td></tr> <tr><td>3</td><td>03/071415</td><td>29/12/03 4 04 9L</td><td>32</td></tr> <tr><td>4</td><td>08/068572</td><td>24/10/08 4 17 22</td><td>32</td></tr> <tr><td>5</td><td></td><td></td><td></td></tr> <tr><td>6</td><td></td><td></td><td></td></tr> </tbody> </table>		A&E No.	Date	Final Diagnosis	Hospital	1				2	03/068556	28/09/03 4 17 04	32	3	03/071415	29/12/03 4 04 9L	32	4	08/068572	24/10/08 4 17 22	32	5				6				Accompanied by: Unaccompanied Yes / No	
A&E No.	Date	Final Diagnosis	Hospital																												
1																															
2	03/068556	28/09/03 4 17 04	32																												
3	03/071415	29/12/03 4 04 9L	32																												
4	08/068572	24/10/08 4 17 22	32																												
5																															
6																															
		Time Elapsed: Less than 1 hour																													
		Type of Accident: Public Place																													
		Initiator of Referral: Self																													
		Mode of Arrival: Private Transport																													
PRESENTING COMPLAINT: LT ANKLE INJ																															
TRIAGE NURSE: DLK		TRIAGE TIME: 14.45 TRIAGE PRIORITY: P4																													
CLINICAL NOTES TO PRIMARY CARE TEAM																															
FINAL DIAGNOSIS: S.T.I to left ankle																															
TREATMENT: Analgesia																															
INVESTIGATIONS: X-ray																															
ADVICE GIVEN TO PATIENT		CLINICIAN	TIME SEEN																												
R.I.C.E		DLK	14.55																												
FOLLOW UP: prn																															
		CONSULTANT NAME: Dheisknight	OWN PATIENT <input type="checkbox"/>																												
			PATIENT REVIEWED <input type="checkbox"/>																												
			ADVICE (ONLY) GIVEN <input type="checkbox"/>																												
		MIDDLE GRADE NAME:	OWN PATIENT <input type="checkbox"/>																												
			PATIENT REVIEWED <input type="checkbox"/>																												
			ADVICE (ONLY) GIVEN <input type="checkbox"/>																												
REFERRED TO: 1		X-RAYS TAKEN <input type="checkbox"/>																													
REFERRED BY:		TETANUS GIVEN <input type="checkbox"/>																													
REFERRED TIME:		H.V. ACTION Y/N INFORMED <input type="checkbox"/>																													
TIME DECISION TO ADMIT/DISCHARGE		TRANSFER TO																													
		TIME LEFT DEPT. 15.45																													

LP16008

Attachment
 17-July-2009 HOSPITAL DOCTOR, Mr
 Additional: Attachment

Filename:
 Extension:.tif
 Pages:

The Newcastle upon Tyne Hospitals **NHS**

NHS Foundation Trust

DEPARTMENT OF OTOLARYNGOLOGY/HEAD & NECK SURGERY

Consultant ENT Surgeons:

Mr S Carrie

Mr J Hill

Mr W Issing

Mr I J M Johnson

Mr D Meikle

Mr G Siou

Mr M Reda El-Badawey

Mr F W Stafford

Mr A R Welch

Prof J A Wilson

Mr P D Yates

Mr V Paleri

The Freeman Hospital

High Heaton

Newcastle upon Tyne

NE7 7DN

Tel: 0191 233 6161

Fax: 0191 213 1968

www.newcastle-hospitals.nhs.uk

Direct Line: 0191 2137625

Fax: 0191 2231246

Secretary: emma.trotter@nuth.nhs.uk

REF:ARW/ET/0663853Q

NHS No: 6352410103

13/07/2009

Dr K Lamb **(115)**
 Infirmary Drive Medical Group
 Infirmary Drive
 Alnwick
 Northumberland
 NE66 2NR

Dear Dr Lamb

Re: Katrina Robertson - dob:22/02/1966
 3 The Croft Longhoughton Alnwick Northumberland NE66 3DD

Further to recent correspondence I am pleased to say that the MRI scan of this lady's brain and internal auditory meati has revealed no significant abnormality. I have written to let her know this.

Yours sincerely



pf **A R Welch**
 Consultant Otolaryngologist/Head & Neck Surgeon

Attachment
20-May-2009 HOSPITAL DOCTOR, Mr
Additional: Attachment

Filename:
Extension: .tif
Pages:

The Newcastle upon Tyne Hospitals

NHS Foundation Trust

DEPARTMENT OF OTOLARYNGOLOGY/HEAD & NECK SURGERY

Consultant ENT Surgeons:	Mr S Carrie	Mr M Reda El-Badawey	The Freeman Hospital
	Mr J Hill	Mr F W Stafford	High Heaton
	Mr W Issing	Mr A R Welch	Newcastle upon Tyne
	Mr I J M Johnson	Prof J A Wilson	NE7 7DN
Direct Line:	Mr D Meikle	Mr P D Yates	Tel: 0191 233 6161
Fax: 0191 2231246		Mr V Paleri	Fax: 0191 213 1968
			www.newcastle-hospitals.nhs.uk

REF: URU/KA/0663853Q
NHS No: 6352410103
Clinic Date: 05/05/2009

Clinic held at Alnwick Infirmary

Dr K Lamb (115)
Infirmary Drive Medical Group
Infirmary Drive
Alnwick
Northumberland
NE66 2NR

Dear Dr Lamb

Re: Katrina Robertson - dob: 22/02/1966
3 The Croft Longhoughton Alnwick Northumberland NE66 3DD

Thanks for referring this 43 year old lady who complains of loud left sided tinnitus and hearing loss. She also gets recurrent right sided otitis externa. She is known to suffer from eczema in her ears.

On examination today the left ear appeared normal and her right ear canal was inactive. Audiometry performed revealed asymmetric hearing with a significant intra aural asymmetry for the low and high frequencies in the left ear.

This certainly needs further investigations and I am arranging for her to have an urgent MRI of her IAM's to exclude a retrocochlear lesion and we will keep you informed. I have also given her some tinnitus and otitis externa related advice to follow. We will review her with the results in due course.

Yours sincerely


Mr U R Uhal
Associate Specialist in Otolaryngology

CC:

Ms Katrina Robertson
3 The Croft
Longhoughton
Alnwick
Northumberland
NE66 3DD

Attachment
07-Jan-2009 HOSPITAL DOCTOR, Mr
Additional: Attachment

Filename:
Extension: .tif
Pages:

Northumbria Healthcare **NHS**

NHS Foundation Trust

ALNWICK INFIRMARY

South Road, Alnwick, Northumberland, NE66 2NS

Telephone: (01665) 626700

Fax: (01665) 626761) Admin

Direct Line: (01665) 626739

Fax: (01665) 626762 (Out-patients)

Our ref: aRW\JBF\T0769647

6 January 2009

Dr D C Davison
Consulting Rooms
Infirmary Drive
Alnwick
NE66 2NR.

Dear David

Miss Katrina ROBERTSON (dob 22 02 66)
3 Dovecot Close Embleton Alnwick NE66 3DB
NHS NO. 635 241 0103

Thank you for your letter to Ruth about this lady. Ruth was not here today so I am responding on her behalf.

In view of her continuing symptoms I will arrange for her to have an MRI scan. I will also refer her on to the tinnitus re-training clinic.

Her notes were not available today but I will get hold of them for the next time I am here and make the necessary arrangement.

Yours sincerely



A R WELCH
Consultant Otolaryngologist/
Head and Neck Surgeon

In association with the University of Newcastle upon Tyne

Attachment
18-Dec-2008 DAVISON, David
Additional: Attachment

Filename:
Extension:.tif
Pages:

Patient Health Questionnaire (PHQ-9)

Name Miss Katrina Robertson

Date 18 December 2008

DOB 22/02/1966

Over the past 2 weeks, how often have you been bothered by any of the following problems?

	Not at all	Several days	More than half the days	Nearly every day
Little interest or pleasure in doing things	0	1	2	3
Feeling down, depressed or hopeless	0	1	2	3
Trouble falling or staying asleep or sleeping too much	0	1	2	3
Feeling tired or having little energy	0	1	2	3
Poor appetite or overeating	0	1	2	3
Feeling bad about yourself – or that you are a failure or have let yourself or your family down	0	1	2	3
Trouble concentrating on things, such as reading the newspaper or watching television	0	1	2	3
Moving or speaking so slowly that other people could have noticed. Or the opposite – being so fidgety or restless that you have been moving around a lot more than usual.	0	1	2	3
Thoughts that you would be better off dead, or of hurting yourself in some way	0	1	2	3
Add columns Total				
If you checked off any problems, how difficult have these problems made it for you to do your work, take care of things at home, or get along with other people?	Not difficult at all	Some what difficult	Very difficult	Extremely difficult

Dr David Davison

Attachment
21-Nov-2008 WILKINS, Karen
Additional:Attachment

Filename:
Extension:.tif
Pages:

NORTHUMBRIA HEALTHCARE NHS TRUST		PATHOLOGY LABORATORY		Lab use only
NHS Number 635 241 0103		Date of Birth 22/02/1966		Infirmiry Drive Medical Group Alnwick NE66 2NR 01665 602388
Robertson		<input type="checkbox"/> EMBC <input type="checkbox"/> WOLJ <input type="checkbox"/> STECJ <input type="checkbox"/> LOCUM		
Katrina		M <input type="checkbox"/> F <input type="checkbox"/> Pregnant <input type="checkbox"/>		Clinic Details
Date Specimen taken	Time	<input type="checkbox"/> DAVDC <input type="checkbox"/> DODMJ <input type="checkbox"/> GPREG <input type="checkbox"/> LAMK <input type="checkbox"/> DODSJ <input type="checkbox"/> GPREG2 <input type="checkbox"/> WILCP <input type="checkbox"/> GPREG3		
21 November 2008				
Patient Address 3 Dovecot Close Embleton		AlnwickNE66 3DB		
CLINICAL CHEMISTRY		HAEMATOLOGY		MICROBIOLOGY
<input type="checkbox"/> Creatinine	<input type="checkbox"/> Cholesterol	<input type="checkbox"/> Full Blood Count	Specimen type:	
<input type="checkbox"/> Na / K	<input type="checkbox"/> Triglycerides (fasting)	<input type="checkbox"/> ESR	Specimen site:	
<input type="checkbox"/> U & E	<input type="checkbox"/> HDL Cholesterol	<input type="checkbox"/> plasma Viscosity	VIROLOGY:Date of onset of sympto	
<input type="checkbox"/> LFT (gamma GT)	<input type="checkbox"/> Thyroid Function (on T4 known hyperthyroid)	<input type="checkbox"/> I.M. Screen (Glandular Fever)	Name of Antibiotic	
<input type="checkbox"/> Calcium (Phosphate)	<input type="checkbox"/> Glucose (fasting)	<input type="checkbox"/> LN:R. (Warfarin Control)	Has Had <input type="checkbox"/> is having <input type="checkbox"/> to have <input type="checkbox"/>	
<input type="checkbox"/> Alkaline Phosphatase	<input type="checkbox"/> Glycated Haemoglobin	<input type="checkbox"/> Coagulation Screen	<input type="checkbox"/> H.pylori antibodies	
<input type="checkbox"/> Urate	<input type="checkbox"/> Microalbuminuria (EMU)	<input type="checkbox"/> Blood Group	<input type="checkbox"/> Endomyisial antibodies	
<input type="checkbox"/> CEA	<input type="checkbox"/> LH / FSH (menopausal)	<input type="checkbox"/> Red Cell Folate	Investigations Required:	
<input type="checkbox"/> Faecal Occult Blood	<input type="checkbox"/> B12 / Folate	<input type="checkbox"/> CRP	LMP	
<input type="checkbox"/> Ferritin (on Iron)	<input type="checkbox"/> Testosterone	<input type="checkbox"/> Autoantibodies	HIV Consent YES/NO	
<input type="checkbox"/> PSA [CA125	<input type="checkbox"/> Rheumatoid factor	<input type="checkbox"/> Other	<input type="checkbox"/> Other	
<input type="checkbox"/> Protein electrophoresis	<input type="checkbox"/> Other			
<input type="checkbox"/> Other				

Attachment
05-Nov-2008 HOSPITAL DOCTOR, Mr
Additional: Attachment

Filename:
Extension:.tif
Pages:

Northumbria Healthcare **NHS**
NHS Foundation Trust

ALNWICK INFIRMARY

South Road, Alnwick, Northumberland, NE66 2NS

Telephone: (01665) 626700

Fax: (01665) 626761) Admin

Direct Line: (01665) 626739

Fax: (01665) 626762 (Out-

patients)

Our ref: RW\JBF\T0769647

Clinic: 28 10 08

31 October 2008

Dr J Wolthuis
Consulting Rooms
Infirmary Drive
Alnwick
NE66 2NR.

Dear Dr Wolthuis

Miss Katrina ROBERTSON (dob 22 02 66)
3 Dovecot Close Embleton Alnwick NE66 3DB
NHS NO. 635 241 0103

Thank you for referring this lady who has troublesome tinnitus in her left ear. This is intrusive and fairly constant. It has only been a problem on the left hand side. She feels that the hearing on that side is down as well and usually her right ear is fine. She has no other symptoms and no relevant family history.

On examination she looks well. The left tympanic membrane is normal. The right ear showed some hard wax. I have asked her to use olive oil to soften this. Her audiogram shows bilateral sensorineural hearing loss in the highest frequencies only. I have decided to refer her on to the tinnitus re-training clinic and just withhold the MRI scan and re-assess this in six months time.

Yours sincerely



Dr Ruth White
Clinical Assistant to Mr A R Welch

Copy to patient

In association with the University of Newcastle upon Tyne

LP9433

Attachment
27-Oct-2008 HOSPITAL DOCTOR, Mr
Additional: Attachment

Filename:
Extension: .tif
Pages:

NORTHUMBRIA HEALTHCARE NHS FOUNDATION TRUST			
ACCIDENT AND EMERGENCY			
HOSPITAL: Ailwick Infirmary		S/C CODE 1	
		S/C CODE 2	
HOSPITAL NUMBER: T0769647	NHS NUMBER: 635 241 0103 *	A&E NUMBER: 00/068572	
TIME OF ARRIVAL: 11:06	DATE: 24.10.08	Usual GP: DR. C.J. STEVENSON	
Surname: ROBERTSON Forename(s): KATRINA Title: MISS Age: 42 D.O.B.: 22.02.1966 Female		Address: THE CONSULTING ROOMS INFIRMARY DRIVE ALNWICK NORTHUMBERLAND NE66 2NR GP Phone No.: 01665 602388	
Address: 3 DOVECOTE CLOSE EMBLETON ALNWICK NORTHUMBERLAND Postcode: NE66 3DB Religion: 7C		Next of Kin: CALUM WINDUST Address: 7 LONG ROW STAMFORD ALNWICK NORTHUMBERLAND Phone Number: 01665 576403	
PREVIOUS ACCIDENT AND EMERGENCY INCIDENTS		Consent to share info with:	
A&E No.	Date	Final Diagnosis	Hospital
1			
2	03/068556 28/09/03	4 17 04	32
3	03/071415 29/12/03	4 04 9L	32
4			
5			
6			
		Accompanied by: Unaccompanied	
		Time Elapsed: Less than 24 hours	
		Type of Accident: Not applicable	
		Initiator of Referral: Self	
		Mode of Arrival: Walked	
PRESENTING COMPLAINT:			
SORE BACK SAC			
TRIAGE NURSE: SAC		TRIAGE TIME: 11:06	TRIAGE PRIORITY: P4
CLINICAL NOTES TO PRIMARY CARE TEAM			
FINAL DIAGNOSIS			
Urinalysis: Pro ++ T 35.6 Bld trace BP 170/164			
TREATMENT			
Ibuprofen 400mg - PCD sent P 74 Sats 99%			
INVESTIGATIONS			
① Loir Pain Radiating to abdomen protein + blood in urine CLINICIAN TIME SEEN			
ADVICE GIVEN TO PATIENT			
ordinary sx - but using a tube strong Emulsion. 8ul Came on this am Dr Emerton Black 11:40			
FOLLOW UP			
o/e. Abdo NAD mild loir tenderness		CONSULTANT NAME: OWN PATIENT <input type="checkbox"/>	
		PATIENT REVIEWED <input type="checkbox"/>	
		ADVICE (ONLY) GIVEN <input type="checkbox"/>	
Probable UTI - urine → Culture		MIDDLE GRADE NAME: OWN PATIENT <input type="checkbox"/>	
		PATIENT REVIEWED <input type="checkbox"/>	
		ADVICE (ONLY) GIVEN <input type="checkbox"/>	
REFERRED TO: J. methoprim 800 b. qd ①	REFERRED BY: otc, ibuprofen	X-RAYS TAKEN <input type="checkbox"/>	
REFERRED TIME: ①	ADMIT WARD: 11:50	TETANUS GIVEN <input type="checkbox"/>	
TIME DECISION TO ADMIT/DISCHARGE	TRANSFER TO	H.V. ACTION Y/N INFORMED <input type="checkbox"/>	

Attachment
 03-Oct-2008 HOSPITAL DOCTOR, Mr
 Additional: Attachment

Filename:
 Extension:.tif
 Pages:

DATE	1.10.08
NAME	Katrina Robertson
DATE OF BIRTH	22.2.66
DRUG NAME	Betamethasone Valerate
FORM	scalp application
STRENGTH	0.1%
DOSE	Apply bd.
QUANTITY	100mls.
LAST HAD	11.12.06
COPIED	YES / <input checked="" type="radio"/> NO
MED REVIEW WITH GP IN LAST 12 MONTHS	YES / <input checked="" type="radio"/> NO
TO BE SEEN?	YES - NO REPEATS NO - 3 / 6 / 12 MONTH REPEATS NO - ONE OFF TREATMENT
HISTORY	DM SCALP

Attachment
02-Nov-2007 HOSPITAL DOCTOR, Mr
Additional: Attachment

Filename:
Extension:.tif
Pages:

Department of Radiology
ALNWICK INFIRMARY

Page 1 of 1

KATRINA , ROBERTSON 22/02/1966 HOSP No: Evt No: E-3133210
CONS: LOCUM GP CRIS No: 615969 Exam Dt: 29/10/2007
WARD: ALNWICK GP NHS No: 6352410103 File No: 07006114
The Consulting Rooms Infirmary Drive Alnwick Northumberland
Lead Clinician: LOCUM GP

VERIFIED Report by: DR M WILKINSON, RADIOLOGIST
Typed by: WENDY BOYD

31/10/2007
01/11/2007

E-3133210 RIGHT SCAPHOID VIEWS :
No fracture demonstrated.

Estimated Radiation Dose 4 uSv. Equivalent to less than 1 Chest X-Rays.
Accumulated Radiation Dose 16 uSv. Equivalent to 1 Chest X-Rays.



Attachment
05-Dec-2006 HOSPITAL DOCTOR, Mr
Additional: Attachment

Filename:
Extension:.tif
Pages:

DATE ISSUED	4.12.06.
NAME	Katrina Robertsca
DOB	22.2.66.
DRUG	Betamethasone Valerate
FORM	scalp application
STRENGTH	ka 0.1%
DOSE	1 application bd.
QUANTITY	100
LAST HAD	15.3.06.
COPIED	<input checked="" type="checkbox"/> YES / NO
REPEATS?	3
TO BE SEEN	YES / <input checked="" type="checkbox"/> NO
HISTORY	DANDRUFF

THIRD PARTY COPY

Attachment
16-Nov-2006 HOSPITAL DOCTOR, Mr
Additional:Attachment

Filename:
Extension:.tif
Pages:

Northumbria Healthcare

NHS Trust

ALNWICK INFIRMARY
South Road
Alnwick
Northumberland NE66 2NS

Day Surgery Unit: (01665) 626794

Outpatient Department: (01665) 626745

Medical Secretary: Day Surgery Unit:

Telephone and Fax: (01665) 626792

Our ref: ARWVG\T0769647
14 November 2006

Clinic: 31.10.06. DID NOT ATTEND

Dr D C Davison
Infirmary Drive Medical Group
The Consulting Rooms
Infirmary Drive
Alnwick
Northumberland NE66 2NR


Dear David

Miss Katrina ROBERTSON (dob: 22.02.66.) NHS 635 241 0103
2 Long Row, Stamford, Alnwick, NE66 3SA

Further to your recent referral, this lady did not attend for her appointment today.

If she is still having problems, I would obviously be pleased to make further arrangements to see her.

Yours sincerely


A R WELCH
**Consultant Otolaryngologist/
Head and Neck Surgeon**

cc Miss K Robertson

In association with the University of Newcastle upon Tyne

Attachment
06-Nov-2006 HOSPITAL DOCTOR, Mr
Additional: Attachment

Filename:
Extension: .tif
Pages:

Counselling

NOTIFICATION OF FAILED TO ATTENDS/CANCELLATIONS

Patients name:
KATRINA ROBERTSON

DOB:
22.02.66

Address:
2 LONG ROW STAMFORD
ALNSWICH

Doctor:
Dr C. Stevens

Number of sessions attended:
0

Number of sessions cancelled:

Number failing to attend or cancel:

Comments:
Miss Robertson was offered an appointment for
25 Oct 06. Did not confirm/attend.
by Taylor

THIRD PARTY COPY

Attachment
09-Aug-2006 HOSPITAL DOCTOR, Mr
Additional: Attachment

Filename:
Extension: .tif
Pages:

Copy for scanning

COUNSELLING REFERRAL FORM

Referral date **08 August 2006** Is the referral urgent? If yes specify

Name of referrer **Dr C Stevenson** Infirmary Drive Medical Group Alnwick

Patient details
Name **Miss Katrina Robertson** Date of birth **22/02/1966** NHS no **635 241 0103**
Address **2 Long Row Stamford Alnwick Northumberland NE66 3SA**
Telephone number Home: **01665 576403**
Can client be contacted by counsellor at this number Yes
Is the client available at short notice Yes

Marital status Single Employment status Employed

Illness/disabilities – delete anything not relevant for counsellor
1979 Adopted and fostered
1979 [V] Problems related to certain psychosocial circumstances adopted and fostered
1992 Caesarean delivery girl
1994 Pain in joint - arthralgia knee anterior
1995 H/O: menorrhagia
1995 Dilation of cervix uteri and curettage of uterus NEC
1995 Total abdominal hysterectomy NEC
1996 Fibroadenoma of breast left
22/06/2000 Past medical history recorded
05/06/2003 Arthroscopy NEC left knee, patello - femoral assessment see attachment 9.6.03
09/09/2004 Notes summary on computer

Emotional/mental health history/previous experience of counselling *25yr relationship with partner breaking down*

Past medication *Fluoxetine started*

Partner/children *1 + 2* Other known supports *—*

Patient motivation Highly

Referrers assessment of problem *Emotional stress Nowhere to turn*

Present medication – delete anything not relevant to counsellor – ie leave in anti-depressants *as above*

Patients expectations of outcome from counselling *- coping mechanism*

Any other relevant information

RE Miss Katrina Robertson

Attachment
08-Aug-2006 STEVENSON, Christopher
Additional: Attachment

Filename:
Extension: .tif
Pages:

COUNSELLING REFERRAL FORM

Referral date **08 August 2006** Is the referral urgent? If yes specify

Name of referrer **Dr C Stevenson** Infirmiry Drive Medical Group Alnwick

Patient details

Name **Miss Katrina Robertson** Date of birth **22/02/1966** NHS no **635 241 0103**

Address **2 Long Row Stamford Alnwick Northumberland NE66 3SA**

Telephone number **Home: 01665 576403**

Can client be contacted by counsellor at this number Yes

Is the client available at short notice Yes

Marital status Single Employment status Employed

Illness/disabilities – delete anything not relevant for counsellor

1979 Adopted and fostered

1979 [V]Problems related to certain psychosocial circumstances adopted and fostered

1992 Caesarean delivery girl

1994 Pain in joint - arthralgia knee anterior

1995 H/O: menorrhagia

1995 Dilation of cervix uteri and curettage of uterus NEC

1995 Total abdominal hysterectomy NEC

1996 Fibroadenoma of breast left

22/06/2000 Past medical history recorded

05/06/2003 Arthroscopy NEC left knee, patello - femoral assessment see attachment 9.6.03

09/09/2004 Notes summary on computer

Emotional/mental health history/previous experience of counselling

Past medication

Partner/children Other known supports

Patient motivation Highly

Referrers assessment of problem

Present medication – delete anything not relevant to counsellor – ie leave in anti-depressants

Patients expectations of outcome from counselling

Any other relevant information

RE Miss Katrina Robertson

Attachment
 13-Feb-2006 HOSPITAL DOCTOR, Mr
 Additional: Attachment

Filename:
 Extension: .tif
 Pages:

Northumbria Healthcare Bone Densitometry

Dr. P. Crook and Dr. M.L. Grove

Rake Lane

North Shields,, Tyne and Wear. NE29 8NH

Phone: 0191 2932738

Fax: 01912932768

Patient Name:	ROBERTSON KATRINA	Current Height:	161 cm
Social Security No:		Current Weight:	98 kg
Patient ID:	T0769647	DOB:	2/22/66
Postal Code:	NE66	Menopause Age:	30
Sex:	F	Age:	39
Ethnicity:	W		

Referring Physician: STEVENSON




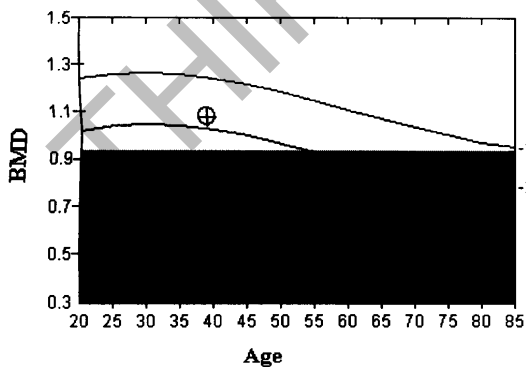
Image not for diagnostic use
 Total BMD CV 1.0%

DXA Scan Information:

Scan: 1/23/06 - A01230603
 Scan Mode: Fast Array
 Analysis: 1/23/06 13:44 - Ver 8.26
 Operator: SG
 Model: Hologic QDR-4500A (S/N 45799)
 Comment:

Results Summary:

Total BMD:		1.081 g/cm²		T score:		0.3	
Peak reference:		103%		Z score:		0.5	
Age matched:		106%					
Region	Area [cm ²]	BMC [g]	BMD [g/cm ²]	T score	%PR	Z score	%AM
L1	12.84	12.68	0.988	0.6	107%	0.8	109%
L2	14.27	15.41	1.080	0.5	105%	0.7	107%
L3	15.74	17.37	1.104	0.2	102%	0.4	104%
L4	17.50	19.75	1.129	0.1	101%	0.3	103%
Total:	60.35	65.21	1.081	0.3	103%	0.5	106%



Reference Curve: TK 4 November 91
 Age and Sex Matched

Fracture Risk

- Not Increased
- Increased
- High

* WHO 1994

WHO Classification*

- Normal
- Osteopenia
- Osteoporosis



Attachment
13-Feb-2006 HOSPITAL DOCTOR, Mr
Additional: Attachment

Filename:
Extension:.tif
Pages:

Northumbria Healthcare **NHS**
NHS Trust

North Tyneside General Hospital Bone Densitometry Service
Dr. P. Crook and Dr. M. L. Grove

Densitometer Nurses: J. Hunter.
S. Arkley
Fax / Telephone: 0191 2934108

Report Date: 1 February, 2006.
Scan Date : 23/01/2006

Dr. Stevenson
Infirmary Drive
Alnwick.

Dear: Dr. Stevenson

Re: **Name: Robertson, Katrina.** Hosp No: **T0769647.** DOB : 22/02/1966
2 Long Row, Stamford, Alnwick,

Your patient attended for DEXA Bone scan as requested. The results of the scan are:

	T score*
Total hip	0.1
Lumbar Spine	0.3

Consultant Comment:

Normal scan. No evidence of osteoporosis.

Treatment recommendation:

Suggest lifestyle advice only.

Yours Sincerely,

Dr P. Crook
Consultant Rheumatologist

Copy to : Referring Consultant.

Dr. Stevenson
Dexa Records

* T score indicates the number of standard deviations by which the measured bone mineral density (BMD) deviates from the expected mean BMD of a young adult of the same sex and race. The WHO defines **normal** BMD as not more than one standard deviation below the young adult mean (T score > -1). **Osteopenia** refers to a BMD between -1 and -2.5 standard deviations below the young adult mean (T score -1 to -2.5) and **osteoporosis** to a BMD less than -2.5 standard deviations below the young adult mean (T score -2.5 or below). A change in T score of one unit roughly equates to a doubling in relative risk for fracture.

Northumbria Healthcare NHS Trust
North Tyneside General Hospital, Rake Lane, North Shields, Tyne & Wear NE29 8NH Telephone 0191 259 6660
In association with the University of Newcastle upon Tyne

Attachment
 13-Feb-2006 HOSPITAL DOCTOR, Mr
 Additional: Attachment

Filename:
 Extension: .tif
 Pages:

Northumbria Healthcare Bone Densitometry

Dr. P. Crook and Dr. M.L. Grove

Rake Lane

North Shields,, Tyne and Wear. NE29 8NH

Phone: 0191 2932738

Fax: 01912932768

Patient Name:	ROBERTSON KATRINA	Current Height:	161 cm
Social Security No:		Current Weight:	98 kg
Patient ID:	T0769647	DOB:	2/22/66
Postal Code:	NE66	Menopause Age:	30
Sex:	F	Age:	39
Ethnicity:	W		

Referring Physician: STEVENSON

DXA Scan Information:

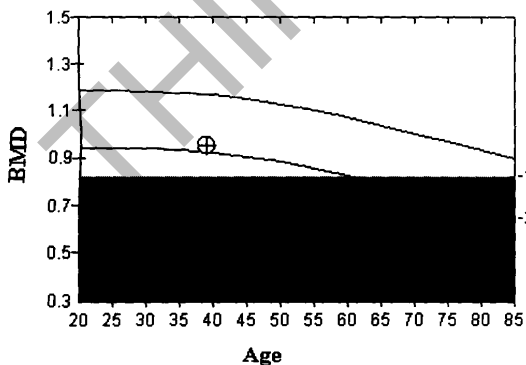
Scan: 1/23/06 - A01230604
 Scan Mode: Fast Array
 Analysis: 1/23/06 13:43 - Ver 8.26
 Operator: SG
 Model: Hologic QDR-4500A (S/N 45799)
 Comment:



Image not for diagnostic use
 Total BMD CV 1.0%

Results Summary:

Total[L] BMD:		0.954 g/cm²		T score:		0.1	
Peak reference:		101%		Z score:		0.3	
Age matched:		103%					
Region	Area [cm ²]	BMC [g]	BMD [g/cm ²]	T score	%PR	Z score	%AM
Neck:	4.79	3.94	0.822	-0.2	97%	0.0	101%
Troch:	9.18	6.54	0.713	0.1	101%	0.2	103%
Inter:	19.38	21.34	1.101	0.0	100%	0.1	101%
Total	33.35	31.83	0.954	0.1	101%	0.3	103%
Ward's:	1.30	0.97	0.751	0.1	102%	0.7	113%



Reference Curve: NHA 1 February 97
 Age and Sex Matched

Fracture Risk

- Not Increased
- Increased
- High

* WHO 1994

WHO Classification*

- Normal
- Osteopenia
- Osteoporosis

HOLOGIC
 V2.0 1/23/06

Attachment
15-Nov-2005 LUNDEAN, Leila
Additional:Attachment

Filename:
Extension:.tif
Pages:

NORTHUMBRIA HEALTHCARE NHS TRUST		PATHOLOGY LAB	Lab use only
NHS Number 635 241 0103		Date of Birth 22/02/1966	Infirmiry Drive Medical Group Alnwick NE66 2NR 01665 602388
Robertson		[x] GPREG2	
Katrina		M [] F [x]	Clinical details lethargy
Pregnant []			
Date Specimen taken 15 November 2005	Time		
Patient Address 2 Long Row Stamford Alnwick			
CLINICAL CHEMISTRY		HAEMATOLOGY	MICROBIOLOGY
[] Creatinine	[] Cholesterol	[x] Full Blood Count	Specimen type:
[] Na / K	[] Triglycerides ([] fasting)	[x] ESR	Specimen site:
[x] U & E	[] HDL Cholesterol	[] plasma Viscosity	Name of Antibiotic
[x] LFT ([] gamma GT)	[x] Thyroid Function ([] on T4	[] I.M. Screen (G Fever)	Has Had [] is having [] to have []
[] Calcium ([] Phosphate)	[] known hyperthyroid)	[] I.N.R. (Warfarin Control)	Investigations Required:
[] Alkaline Phosphatase	[x] Glucose ([] fasting)	[] Coagulation Screen	
[] Urate	[] Glycated Haemoglobin	[] Blood Group	
[] Faecal Occult Blood	[] Microalbuminuria ([] EMU)		
	[x] LH / FSH ([] ? menopausal)		
[] Ferritin ([] on Iron)	[] B12 / Folate	[] Red Cell Folate	VIROLOGY: Date of onset of symptoms
Other		Other	LMP HIV Consent YES/NO

Attachment
01-Sept-2004 EMBLETON-BLACK, Caroline
Additional:Attachment

Filename:
Extension:.tif
Pages:

NORTHUMBRIA HEALTHCARE NHS TRUST		PATHOLOGY LAB	Lab use only
NHS Number 635 241 0103		Date of Birth 22/02/1966	Infirmiry Drive Medical Group Alnwick NE66 2NR 01665 602388
Robertson		[x] EMBC	
Katrina		M [] F []	Clinical details diarrhoea
Pregnant []			
Date Specimen taken	Time		
Patient Address 7 Long Row Stamford Alnwick			
CLINICAL CHEMISTRY		HAEMATOLOGY	MICROBIOLOGY
[] Creatinine	[] Cholesterol	[] Full Blood Count	Specimen type:
[] Na / K	[] Triglycerides ([] fasting)	[] ESR	Specimen site:
[] U & E	[] HDL Cholesterol	[] plasma Viscosity	Name of Antibiotic
[] LFT ([] gamma GT)	[] Thyroid Function ([] on T4	[] I.M. Screen (G Fever)	Has Had [] is having [] to have []
[] Calcium ([] Phosphate)	[] known hyperthyroid)	[] I.N:R. (Warfarin Control)	Investigations Required:
[] Alkaline Phosphatase	[] Glucose ([] fasting)	[] Coagulation Screen	VIROLOGY:Date of onset of symptoms
[] Urate	[] Glycated Haemoglobin	[] Blood Group	LMP
[] Faecal Occult Blood	[] Microalbuminuria ([] EMU)		HIV Consent YES/NO
	[] LH / FSH ([] ? menopausal)		
[] Ferritin ([] on Iron)	[] B12 / Folate	[] Red Cell Folate	
Other		Other	

Attachment
10-Jun-2004 WELSH, Janet
Additional:Attachment

Filename:
Extension:.tif
Pages:

NORTHUMBRIA HEALTHCARE NHS TRUST		PATHOLOGY LAB	Lab use only
NHS Number 635 241 0103		Date of Birth 22/02/1966	Infirmiry Drive Medical Group Alnwick NE66 2NR 01665 602388
Robertson		<input checked="" type="checkbox"/> LOCUM	
Katrina		M <input type="checkbox"/> F <input checked="" type="checkbox"/>	JL Welsh
Pregnant <input type="checkbox"/>		Clinical details	
Date Specimen taken	Time	flushes	
10 June 2004			
Patient Address 7 Long Row Stamford Alnwick			
CLINICAL CHEMISTRY		HAEMATOLOGY	MICROBIOLOGY
<input type="checkbox"/> Creatinine	<input type="checkbox"/> Cholesterol	<input checked="" type="checkbox"/> Full Blood Count	Specimen type:
<input type="checkbox"/> Na / K	<input type="checkbox"/> Triglycerides (<input type="checkbox"/> fasting)	<input type="checkbox"/> ESR	Specimen site:
<input type="checkbox"/> U & E	<input type="checkbox"/> HDL Cholesterol	<input type="checkbox"/> plasma Viscosity	Name of Antibiotic
<input type="checkbox"/> LFT (<input type="checkbox"/> gamma GT)	<input type="checkbox"/> Thyroid Function (<input type="checkbox"/> on T4	<input type="checkbox"/> I.M. Screen (G Fever)	Has Had <input type="checkbox"/> is having <input type="checkbox"/> to have <input type="checkbox"/>
<input type="checkbox"/> Calcium (<input type="checkbox"/> Phosphate)	<input type="checkbox"/> known hyperthyroid)	<input type="checkbox"/> I.N:R. (Warfarin Control)	Investigations Required:
<input type="checkbox"/> Alkaline Phosphatase	<input type="checkbox"/> Glucose (<input type="checkbox"/> fasting)	<input type="checkbox"/> Coagulation Screen	VIROLOGY:Date of onset of symptoms
<input type="checkbox"/> Urate	<input type="checkbox"/> Glycated Haemoglobin	<input type="checkbox"/> Blood Group	LMP
<input type="checkbox"/> Faecal Occult Blood	<input type="checkbox"/> Microalbuminuria (<input type="checkbox"/> EMU)		HIV Consent YES/NO
	<input type="checkbox"/> LH / FSH (<input type="checkbox"/> ? menopausal)		
<input type="checkbox"/> Ferritin (<input type="checkbox"/> on Iron)	<input type="checkbox"/> B12 / Folate	<input type="checkbox"/> Red Cell Folate	
Other FSH LH		Other	

Attachment
02-Jan-2004 HOSPITAL DOCTOR, Mr
Additional: Attachment

Filename:
Extension: .tif
Pages:

NORTHUMBRIA HEALTHCARE NHS TRUST			
ACCIDENT AND EMERGENCY			
HOSPITAL: Alnwick Infirmary		S/C CODE 1	
		S/C CODE 2	
HOSPITAL NUMBER: 00065933		NHS NUMBER: 605 241 0102 *	A&E NUMBER: 03/071415
TIME OF ARRIVAL: 23:13	DATE: 29.12.03	Usual G.P.: DR. C.J. STEVENSON	
Surname: ROBERTSON Forename: KATRINA		Address: THE CONSULTING ROOMS INFIRMARY DRIVE ALNWICK NORTHUMBERLAND	
Title: MISS	Age: 37 D.O.B: 22.02.1966 Sex: Female	NE66 2NR GP Phone No: 01665 602388	
Address: 7 LONG ROW STAMFORD ALNWICK NORTHUMBERLAND		Next of Kin: CALUM WINDUST	
Postcode: NE66 3SA	Religion: 700	Address: 7 LONG ROW STAMFORD ALNWICK NORTHUMBERLAND	
Phone Number: 01665 576403		Phone number: 01665 576403	
Occupation/School:		Accompanied by: Partner	
Previous Accident and Emergency Incidents			
A & E No.	Date	Final Diagnosis	Dept.
1	03/068556	28/09/03	4 17 04 32
2			
3			
4			
5			
6			
		Time Elapsed: Less than 1 hour	
		Type of Accident: Not applicable	
		Initiator of Referral: Self	
		Mode of Arrival: Private Transport	
Diagnosis: RIGHT LEG PAIN			
TRIAGE NURSE: <i>Sullivan</i>	TRIAGE TIME: <i>2313</i>	TRIAGE PRIORITY: <i>P4.</i>	
SEEN BY CLINICIAN:		TIME SEEN BY CLINICIAN:	
CLINICAL NOTES TO PRIMARY CARE TEAM			
<p><i>% lower leg pain - no trauma involved - felt as if "something snapped" when pain started. No history of problems. O/E nil to see, no swelling redness or heat. No cramp like pain in (R) calf. Unable to weight bear.</i></p> <p><i>History very suggestive of torn Gastrocnemius muscle (R).</i></p> <p><i>O/E: Tendr +H at origin of Achilles tendon & no other localising signs.</i></p> <p><i>Calf muscle = no suggestion of AVT.</i></p> <p><i>Advice - Rest/ elevation/ ice/ Ibuprofen 400 tds and contact if problems.</i></p>			
DISCHARGE TO:	ADMIT WARD:	TRANSFER TO:	RETURN TO:
BID:	DISCHARGE:	TIME LEFT DEPT: <i>9725.</i>	

Attachment
 15-Oct-2003 HOSPITAL DOCTOR, Mr
 Additional: Attachment

Filename:
 Extension: .tif
 Pages:

CC Emblemton - Black

3.30.

786656

Northern Doctors Urgent Care



635 241 0103
 DATE 28 Sep 2003
 NAME Katrina Robertson
 DATE OF BIRTH 22/02/1966 37 Y
 ADDRESS 7 Long Row
 Stamford
 Alnwick
 Northumberland
 POSTCODE NE66 3SA
 TELEPHONE NO. 01665 676 403

TIME CALL ENTERED NDOC 28/09/2003 12:04:18
 TIME PRINTED 28/09/2003 12:48:18
 SEX
 SPECIAL
 URGENT
 AREA ALNWICK
 PRACTICE Consulting Rooms
 REGISTERED GP WA Fortune - Locum



CALL ORIGIN NHS DIRECT DISPOSAL OOT

SYMPTOMS
 DEAF ONE EAR, BURNING

NURSE ASSESSMENT

Comments: EAR IS DEAF, OFFENSIVE SMELL, WAS DUE TO HAVE SYRINGED LAST WEEK, MISSED APPOINTMENT - PAINFUL & BURNING, OLIVE OIL PUT IN THE EAR,

NHSD OUTCOME OOT

NHSD START TIME 28/09/2003 12:04:18

REMARKS

DUTY DR NOTES

Same ear. Feels like it is burning. ? otitis externa
 - will attend.

ok. wheeled ext auditors canal and proci
 Inje otitis externa. R. Moxibacillin 250mg qds (28) (A+E stock)
 behmet N. tab (10mg) FP10

	INITS	START	FINISH	CONTACT TYPE	
TRIAGE	SYR	1315	1320	<input type="checkbox"/> HOME	<input checked="" type="checkbox"/> CENTRE
FTF CONTACT	SYR	1550	1555-	<input type="checkbox"/> POA	<input type="checkbox"/> TEL ADV

DIAGNOSIS OTITIS EXTERNA.

TREATMENT See GP - 4 fails to settle.

SURG INFO

VIS/NOT REG FOLLOW UP CONTACT OWN GP
 DIED RING AGAIN IF NEEDED
 ADMITTED HOSPITAL WARD

TICK BOX IF CALL SHEET TO BE FAXED TO PRACTICE

Attachment
08-Sept-2003 HOSPITAL DOCTOR, Mr
Additional:Attachment

Filename:
Extension:.tif
Pages:

Northumbria Healthcare **NHS**
NHS Trust

WANSBECK GENERAL HOSPITAL
Woodhorn Lane
ASHINGTON
Northumberland
NE63 9JJ

Tel: 01670 521212
Fax: 01670 529656

Department of Orthopaedics & Trauma Surgery
Consultants:

Mr J L Sher BSc FRCS	- Secretary 3708
Mr A R Innes FRCS(Orth)	- Secretary 3307
Mr J M Leitch FRCS(Orth)	- Secretary 3451
Mr S M G Jones FRCS(Orth)	- Secretary 3306
Mr P F Partington FRCS(Orth)	- Secretary 3672
Mr K Emmerson FRCS (Orth)	- Secretary 3707

Carluk:JA:665933

Orthopaedic Clinic
22 August 2003

Dr C J Stevenson
Consulting Rooms
Infirmary Drive
Alnwick
Northumberland

Dear Dr Stevenson

Katrina ROBERTSON, (DOB: 22.02.66)
7 Long Row, Stamford, Alnwick, Northumberland
NHS No: 635 241 0103

Knee has improved since she was last seen. I have explained the findings to her and I have told her realistically there is little to offer and she is likely to continue to get anterior knee pain to one degree or another. She accepts the situation.

Discharged.

Yours sincerely



Mr I Carluk
Locum Consultant Orthopaedic Surgeon

In association with the University of Newcastle upon Tyne

Attachment
16-Jun-2003 HOSPITAL DOCTOR, Mr
Additional: Attachment

Filename:
Extension: .tif
Pages:

Northumbria Healthcare **NHS**

NHS Trust

ALNWICK INFIRMARY
South Road, Alnwick, Northumberland, NE66 2NS
Telephone: (01665) 626700 Fax: (01665) 626761 (Admin)
Direct Line: (01665) 626776 Fax: (01665) 626762 (Outpatients)

IC.JBF.665933 – operation note 05 06 03

9 June 2003

Dr C J Stevenson
Consulting Rooms
Infirmary Drive
Alnwick
NE66 2NR.

Dear Dr Stevenson

Katrina ROBERTSON (dob 22 02 66)
7 Long Row Stamford Alnwick NE66 3SA

DAY CASE SURGERY THURSDAY 5 JUNE 2003

OPERATION: Arthroscopy and patello-femoral assessment left knee.

SURGEON: Mr I Carluke

ANAESTHETIST: Dr Howie

EUA showed satisfactory patello-femoral tracking. There appeared to be no clinically significant lateral tightness. Overall varus alignment of the knee noted mainly due to quite marked tibial torsion and recurvatum. This is present bilaterally.

Tourniquet applied. Lower limb prepped and draped. Two portal technique.

Patello-femoral joint closely examined. Good articular cartilage covering over the entire retro-patellar surface which was probed and photographs were taken. There was some softening particularly over the medial facet but despite this the articular covering was intact. No significant synovitis present.

Examination of medial joint and meniscus and lateral joint and meniscus normal. Intercondylar notch normal. Photographs obtained.

Knee washed out thoroughly. 20 mls 0.5% Marcaine infiltrated. Dressed with Primapore, soft band and crepe.

Post op: Home today.

Review: Six weeks.

Yours sincerely



Mr I Carluke
Consultant Orthopaedic Surgeon

In association with the University of Newcastle upon Tyne

Attachment
09-Jun-2003 HOSPITAL DOCTOR, Mr
Additional: Attachment

Filename:
Extension: .tif
Pages:

ALNWICK

NORTHUMBRIA HEALTHCARE NHS TRUST

MR11

HOSPITAL

IMMEDIATE DISCHARGE NOTIFICATION
00665933 CW

065933

PATIENT
DETAILS



NUMBER MR. CARLUKE

KATRINA ROBERTSON
7 LONG ROW, STAMFORD
ALNWICK, NE66 3SA

CONSULTANT
ALN

AGE / DATE OF BIRTH
YRS (:)

22 F
22/02/1966 F
GP: CJ STEVENSON
NHS NO: 635 241 0103 TRUST: T0769647

WARD 06-06-03

DATE OF DISCHARGE

DRUGS PRESCRIBED

Please Use Label

AM / PM

DRUG (Capitals)	DOSAGE	SUPPLY	PHARMACY USE

SIGNED PRINTED DATE

ADMITTED 06 / 06 / 03 DISCHARGED 06 / 06 / 03 DISCHARGED TO

DIAGNOSIS

ARTHROSCOPY LEFT KNEE, PATELLO-

TREATMENT

FEMORAL ASSESSMENT

INFORMATION TO
PATIENT

REVIEW

CLINIC / WARD / NONE

IN 6 WEEKS MONTHS

INFIRMARY DRIVE MG
ALNWICK

GENERAL PRACTITIONER

LP 7263

Attachment
19-Sept-2002 HOSPITAL DOCTOR, Mr
Additional: Attachment

Filename:
Extension: .tif
Pages:

Northumbria Healthcare

NHS Trust

ALNWICK INFIRMARY

South Road, Alnwick, Northumberland, NE66 2NS

Telephone: (01665) 626700

Direct Line: (01665) 626740

Fax: (01665) 626761 (Admin)

Fax: (01665) 626762 (Outpatients)

General Manger: Mrs I E Wilson

Department of Orthopaedics & Trauma Surgery

Mr A R Innes FRCSEd (Orth)

Secretary: G Mulligan (Ext. 6776)

ARI/gm/665933

Clinic: 06.09.02

Typed: 10.09.02

Dr J Norman
GP Registrar to Dr C Stevenson
Infirmary Drive Medical Group
ALNWICK

Dear Dr Norman

KATRINA ROBERTSON (DOB 22 02 66)
7 LONG ROW STAMFORD ALNWICK NE66 3SA
NHS NO: 634 241 0103

Thank you for referring this patient whom I saw in my clinic today. Please find below a copy of my clinical note.

Diagnosis: Bilateral patello-femoral osteoarthritis
Bilateral medial compartment osteoarthritis

History

36 year old chambermaid who gives a clear account of arthritic symptoms over many years largely started as anterior knee pain related to the kneecap joint but more recently she has developed pain down the inner aspect of both knees. She has been assessed by X-ray in the past at Borders General Hospital and apparently was offered a steroid injection.

She continues to cope with her work and her general health is good. No other joints appear to be bother her.

On examination she has a well preserved range of movement but mild varus tendency in both knees. Both knees exhibit crepitus at the patello-femoral joint but this is worse on the left side. Compression signs are positive on the left side. She has no synovitis or effusion and her ligaments are in tact. She has no meniscal signs.

X-rays (bilateral TKR series) reveal a similar pattern on both sides. She has frank signs of patello-femoral osteoarthritis in both knees but this is worse on the left side. She also has early narrowing and an osteophyte in association with the medial compartment in both knees.

Opinion

The prognosis for this lady's knees life-long is very poor and I have explained this to her in

... cont...

Attachment
19-Sept-2002 HOSPITAL DOCTOR, Mr
Additional: Attachment

Filename:
Extension: .tif
Pages:

Northumbria Healthcare **NHS**

NHS Trust

ALNWICK INFIRMARY

South Road, Alnwick, Northumberland, NE66 2NS

Telephone: (01665) 626700

Fax: (01665) 626761 (Admin)

Direct Line: (01665) 626740

Fax: (01665) 626762 (Outpatients)

General Manger: Mrs I E Wilson

Department of Orthopaedics & Trauma Surgery

Mr A R Innes FRCSEd (Orth)

Secretary: G Mulligan (Ext. 6776)

2. KATRINA ROBERTSON

...cont...

detail. The most important therapeutic measure from her point of view is weight control and again we have discussed this. I have also sent her to the physiotherapist for a regime of knee exercises but particularly a patello-femoral regime of exercise including a trial of McConnell taping. I think she is already at the stage where arthroscopic assessment would be reasonable and there may be some therapeutic measures including debridement or peri-patellar release which would be useful.

I have discussed all this with her.

Waiting list card: Routine arthroscopy left knee with patello-femoral assessment.

Yours sincerely

MR A R INNES
CONSULTANT ORTHOPAEDIC SURGEON

Copy to: Physio, Al