

Table of contents

Section 1: Personal details	page 2
Section 2: Your statement of abuse	page 3
Section 3: Supporting documents	page 12
Section 4: Declaration and privacy notice	page 13
Next steps	page 14

Section 1: Personal details

This information will be used to join together Part 1 and Part 3 of your application forms.

Name

John Cavanagh

Date of birth

Day Month Year

The next section asks you to write your statement of abuse.

Section 2: Your statement of abuse

Please refer to page 32 of the “Help to apply” guidance when filling in this form.

Please make sure that whatever way you provide your statement, you include all the information Redress Scotland needs to make a decision. You can find out more on page 35 of “Help to apply”.

You may find that writing this brings up feelings or memories. If you need support you can speak to a case worker who can refer you to further help:

- **Telephone:** 0808 175 0808 (freephone)
- **International:** +44 131 297 6500
Lines are open Monday to Thursday, from 10am to 4pm (except Scottish public holidays)
- **Email:** apply@redress-scheme.scot

Providing your statement of abuse

In Part 1, you will have provided information about any relevant care settings you were abused in.

In Part 3, you need to provide a statement about your abuse. You can choose how you want to provide your statement. You can complete Q1, Q2, Q3 and Q4. Or you can:

- submit a previous statement (for example, a copy of a statement given to the police)
- write your statement in another format that is better suited to you

How to complete this section

You may have been abused in one relevant care setting, or in several different ones.

For this part of the application form, please provide a statement about each care setting you were abused in.

For example, if you were abused in 3 relevant care settings, please provide 3 statements.

You can do this in any order that makes sense to you.

There are pages for 4 care settings included in this form. If you need more copies, you can:

- contact a case worker
- make a copy yourself
- print additional pages from mygov.scot/redress

Please remember:

- there are no wrong answers - if Redress Scotland needs more or different information, your case worker will get in touch with you and let you know
- do not worry about your spelling
- use as much or as little space as you need to give your information - you can continue on additional pages if you want to

Your statement for Care setting 1

Please read page 32 of the “Help to apply” guidance before you begin.

In Part 1, you will have already provided information about the care settings you were abused in. By providing this information here, your case worker can join together the name of the care setting with your statement of abuse.

Q1 | What is the name or location of the relevant care setting you were abused in?

(For example, the name of the care home, or the city or region where you lived in foster care or while boarded out).

Calder House - Calder Remand Home

Do not worry if you are uncertain about dates or time. Please provide your best estimate.

Q2 | When were you abused?

For example: a single date, an age, or an approximate time or time range.

1975-

You do not have to provide names, if you cannot remember or do not feel comfortable doing so. If you do provide a name it will be passed to Police Scotland.

Q3 | Who was involved in your abuse?

For example: a member of staff, a peer or someone outside the care setting.

Multiple Staff Members

The information you provide will be used by Redress Scotland to make a decision about your application. Redress Scotland will use the “Assessment framework” to help them do this, available on [gov.scot](https://www.gov.scot). Please be aware that it contains graphic descriptions of abuse.

Q4 | On the next page, please provide as much information as you can about:

- the abuse you experienced while living in this care setting
- what life was like for you during this time
- how the people responsible for your care and welfare failed to carry out that duty (within or beyond your care setting)

You can continue on additional pages if you need to.

Please read page 36 of “Help to apply” to find out more about what information you may want to include.

When I moved into Caldor House Children's Unit on Bardykes Road in Blantyre, I hoped it might be a place where things would finally settle, somewhere I could feel safe. Instead, it became another place where I learned to brace myself every day. The staff there didn't treat me like a young person who needed support. They treated me like someone they could control through fear. They would punch me in the stomach, sometimes without warning, as if hurting me was part of their routine. They forced me to do press-ups balanced across four chairs, turning something meant to build strength into a punishment.

The violence wasn't occasional. It was daily. I woke up expecting it, went to sleep knowing it would happen again. One night, I was talking quietly in a room, nothing out of the ordinary, and they dragged me out and made me stand with my nose pressed against the wall. They kept me there for four hours, until two in the morning. It wasn't a one-off incident—they used that kind of punishment regularly, as if keeping me exhausted and humiliated was part of their job.

What made it worse was knowing that many of them spent their evenings drinking at the West End Bar at the bottom of the street. They would drink with my father, and he would tell them stories about me. Whatever he said, it always made things worse. Every time they came back from the pub, they took it out on me. I could feel the shift in their mood the moment they walked through the door—louder, angrier, more determined to make me pay for things I didn't understand.

I was the only resident from Blantyre, and they never let me forget it. They treated me differently, singled me out, acted as if that alone was a reason to neglect me or hurt me. The isolation was almost as hard as the physical abuse. I felt like I had no one to turn to, no one who would believe me, no one who cared enough to step in.

Living through that shaped me in ways I'm still trying to understand. But telling the truth about it—putting the words down—reminds me that what happened wasn't my fault. It was something I survived.

Your statement for Care setting 2

Please read page 32 of the “Help to apply” guidance before you begin.

In Part 1, you will have already provided information about the care settings you were abused in. By providing this information here, your case worker can join together the name of the care setting with your statement of abuse.

Q1 | What is the name or location of the relevant care setting you were abused in?

(For example, the name of the care home, or the city or region where you lived in foster care or while boarded out).

Do not worry if you are uncertain about dates or time. Please provide your best estimate.

Q2 | When were you abused?
For example: a single date, an age, or an approximate time or time range.

You do not have to provide names, if you cannot remember or do not feel comfortable doing so. If you do provide a name it will be passed to Police Scotland.

Q3 | Who was involved in your abuse?
For example: a member of staff, a peer or someone outside the care setting.


The information you provide will be used by Redress Scotland to make a decision about your application. Redress Scotland will use the “Assessment framework” to help them do this, available on [gov.scot](https://www.gov.scot). Please be aware that it contains graphic descriptions of abuse.

Q4 | On the next page, please provide as much information as you can about:

- the abuse you experienced while living in this care setting
- what life was like for you during this time
- how the people responsible for your care and welfare failed to carry out that duty (within or beyond your care setting)

You can continue on additional pages if you need to.

Please read page 36 of “Help to apply” to find out more about what information you may want to include.

A large, empty rectangular box with a thin blue border, occupying most of the page. It is intended for the user to provide their statement for Care setting 2.

Your statement for Care setting 3

Please read page 32 of the “Help to apply” guidance before you begin.

In Part 1, you will have already provided information about the care settings you were abused in. By providing this information here, your case worker can join together the name of the care setting with your statement of abuse.

Q1 | What is the name or location of the relevant care setting you were abused in?

(For example, the name of the care home, or the city or region where you lived in foster care or while boarded out).

Do not worry if you are uncertain about dates or time. Please provide your best estimate.

Q2 | When were you abused?
For example: a single date, an age, or an approximate time or time range.

You do not have to provide names, if you cannot remember or do not feel comfortable doing so. If you do provide a name it will be passed to Police Scotland.

Q3 | Who was involved in your abuse?
For example: a member of staff, a peer or someone outside the care setting.

The information you provide will be used by Redress Scotland to make a decision about your application. Redress Scotland will use the “Assessment framework” to help them do this, available on [gov.scot](https://www.gov.scot). Please be aware that it contains graphic descriptions of abuse.

Q4 | On the next page, please provide as much information as you can about:

- the abuse you experienced while living in this care setting
- what life was like for you during this time
- how the people responsible for your care and welfare failed to carry out that duty (within or beyond your care setting)

You can continue on additional pages if you need to.

Please read page 36 of “Help to apply” to find out more about what information you may want to include.

A large, empty rectangular box with a thin blue border, occupying most of the page. It is intended for the user to provide their statement for Care setting 3.

Your statement for Care setting 4

Please read page 32 of the “Help to apply” guidance before you begin.

In Part 1, you will have already provided information about the care settings you were abused in. By providing this information here, your case worker can join together the name of the care setting with your statement of abuse.

Q1 | What is the name or location of the relevant care setting you were abused in?

(For example, the name of the care home, or the city or region where you lived in foster care or while boarded out).

Do not worry if you are uncertain about dates or time. Please provide your best estimate.

Q2 | When were you abused?
For example: a single date, an age, or an approximate time or time range.

You do not have to provide names, if you cannot remember or do not feel comfortable doing so. If you do provide a name it will be passed to Police Scotland.

Q3 | Who was involved in your abuse?
For example: a member of staff, a peer or someone outside the care setting.

The information you provide will be used by Redress Scotland to make a decision about your application. Redress Scotland will use the “Assessment framework” to help them do this, available on [gov.scot](https://www.gov.scot). Please be aware that it contains graphic descriptions of abuse.

Q4 | On the next page, please provide as much information as you can about:

- the abuse you experienced while living in this care setting
- what life was like for you during this time
- how the people responsible for your care and welfare failed to carry out that duty (within or beyond your care setting)

You can continue on additional pages if you need to.

Please read page 36 of “Help to apply” to find out more about what information you may want to include.



Do you want help
with this section?

If you want help before sending in the form, you can:

- read page 32 of the “Help to apply” guidance
- contact a case worker

The next section has questions about your supporting documents.

Section 3: Supporting documents

Please provide any supporting documents you have related to your abuse in care.

You can find out more about these types of documents on page 33 of the “Help to apply” guidance.

In some cases, it may be difficult to find supporting documents. To help with this part of the application, you can:

- include supporting documents when you send this part of the form, if you already have them
- send in your form without any supporting documents – your case worker will get in touch with you and have a conversation about what you can provide

Please tick which option you have chosen:

- I am including supporting documents with my form
- I am not including supporting documents
(if you tick this, a case worker will contact you)
- I am collecting my documents and will submit them a later date

Do you want help with this section?

If you want help before sending in the form, you can:

- read page 33 of the “Help to apply” guidance
- contact a case worker

The next section has a declaration you must sign and details about how your information is kept and shared.

Section 4: Declaration and privacy notice

In this section, you must sign your form.

For information about how Scotland's Redress Scheme will record and protect your personal information, please read the Privacy Notice for Scotland's Redress Scheme. You can find this on mygov.scot/redress.

Before you send your application you must agree to these statements:

I confirm that the details and information I have given in this application form are true and accurate to the best of my knowledge and belief.

I understand that I must notify Scotland's Redress Scheme of changes in my circumstances that may affect my application.

I confirm that if any of the information I gave in Part 1, Section 8 (related to previous payments and convictions) changes, I must let my case worker know.


I confirm that any documents I have provided in support of my application are genuine and any copy is a true copy of the original. I understand that if I provide a document which is not genuine, I may be subject to court proceedings.

I understand that if I give false or misleading information in support of my application or make a fraudulent application I may:


- be subject to court proceedings
- have to re-pay any money I was not entitled to

I confirm I have read and understood the Privacy Notice for Scotland's Redress Scheme which explains how the information I provide will be lawfully used and stored.

Your signature



Date



Application
form
Part 3

Next steps

This is the end of Part 3. You do not need to submit your forms all at once. Once you are ready, you can submit your forms by email.

Afterwards, a case worker will contact you to confirm:

- they have received your application
- if they have any follow up questions
- next steps

By email

Please submit your application and any relevant documents to:

apply@redress-scheme.scot

If you would like to contact a case worker

Please use these details to contact a case worker:

- **Telephone:** 0808 175 0808 (freephone)
- **International:** +44 131 297 6500
Lines are open Monday to Thursday, from 10am to 4pm
(except Scottish public holidays)
- **Email:** apply@redress-scheme.scot

Certificate of Authenticity

Document Details

Document ID: 5a7aa783-ff58-4c52-806e-25a0cefb03fd
External Ref: fb7f0a65-7dc7-41c6-80c9-4bd985bfca58
Signer Email: jmcavanagh99@icloud.com
Signer IP: 82.15.99.82
Timestamp: 2026-03-03 16:50:33

Audit Trail

Event	Date/Time	IP Address	User Agent (Short)
CREATED	2026-03-03 16:49:46	System	
VIEWED	2026-03-03 16:50:05	82.15.99.82	Mozilla/5.0 (iPhone; CPU
SIGNED	2026-03-03 16:50:32	82.15.99.82	Mozilla/5.0 (iPhone; CPU

Security Hash

5b1b74f2e878c14a366684fdd43e83cd2fae898ef3f1bd6fef081bc380327615

This hash ensures the integrity of the signing metadata.