



FDE/0/01/X

Surname	Christian Name	Where Born	Date of Birth	Where Baptised	Parents' Names	Occupation
---------	----------------	------------	---------------	----------------	----------------	------------




Rodgers Stephen	Glenoch	14. 2. 68			Margaret Rodgers	
--------------------	---------	-----------	--	--	------------------	--




55

Recommended by	Received	Died	Left	Observations	No.
----------------	----------	------	------	--------------	-----



Glenoch Strathclyde Regional Council	25. 10. 76		23. 12. 77		4389
---	------------	--	------------	--	------



FDE/0/08

I hereby Certify that I have Received my

children, Stephen, [REDACTED]

from under the care of the Sisters of Nazareth, Nazareth House,  
Cardonald, S.W.2, in a Perfect State of Health and Cleanliness.

SIGNED

Margaret Rodgers

WITNESS

Delia Ryan

DATE

23. 12. 77

Name                      D. of birth      D. of adm.      Rel.      Discharged      Social Work Dept.      Home address.

Rodgers, Stephen

14 . 2 . '68      25 . 10 . '76      R. C.      24 . 12 . '77

(Inverclyde District } 31, Angus Rd., Greenock.  
Rankin Park Community Centre } " " " "  
Inverkip Rd., Greenock. } " " " "

The Director of Social Work  
Children's Accounts  
Paisley Glen Street

FDE/0/17

DATE 2 JW  
NAME FROM To WKS DAYS Hrs per Wk

GREENOCK

OCTOBER

Stephen Rodgers 25-10-76 31-10-76


1

0

23 91


GLASGOW SUB REGION NOVEMBER AND DECEMBER

NAME FROM TO WKS DYS At per Wk R P




PAISLEY SUB REGION NOVEMBER AND DECEMBER

1976 NAME FROM TO WKS DYS At per Wk R P



GREENOCK

	1. 11. 76	31. 12. 76	8	5	23. 91	
	"					
	"					
	"					
	"					
	"					
	"					
	"					
	"					
Stephen Rodgers	"					208. 33



GREENOCK SUB REGION JANUARY

1977	NAME	FROM	TO	WEEKS	DYS.	At per wk	R	P
		1. 1. 77	31. 1. 77	4	3	23.91		
		"	"	"	"	"		
		"	"	"	"	"		
		"	"	"	"	"		
		"	"	"	"	"		
		"	"	"	"	"		
8	S. Rodgers	"	"	"	"	"	105	87

1977 GLASGOW SUB REGION FEBRUARY

NAME	FROM	TO	WEEKS	DYS	At per wk	R	P
------	------	----	-------	-----	-----------	---	---

1977

GLASGOW SUB REGION FEBRUARY

NAME FROM To WKS DYS At per Wk £ P

1977

GLASGOW SUB REGION

FEBRUARY

NAME FROM To WKS DYS At per Wk £ P

GREENOCK SUB REGION FEBRUARY

	1. 2. 77	28. 2. 77	4	£23.91
	"	"		23.91
	"	"		23.91
	"	"		
	"	"		
	"	"		
8 S. Rodgers	"	"		

95. 64

1977 GLASGOW SUB REGION MARCH

NAME	FROM	TO	WKS	DAYS	At perWk	£	P
						212.57	01


1977 GLASGOW SUB REGION MARCH

NAME	FROM	TO	WKS	DAYS	At perWk	£	P
------	------	----	-----	------	----------	---	---



GREENOCK SUB REGION MARCH

	1.3.77	31.3.77	4	3	223.91		
	"	"	"	"	"		
	"	"	"	"	"		
	"	"	"	"	"		
	"	"	"	"	"		
	"	"	"	"	"		
S. Rodgers	"	"	"	"	"	105	87



1977

GLASGOW SUB REGION

APRIL

NAME FROM To WKS DAYS Hr per WK R P

1977

GREENOCK

APRIL

NAME FROM To WKS DAYS Hr per WK R P

1.4.77 30.4.77 4 2 23.91

" " " " "

" " " " "

" " " " "

" " " " "

" " " " "

" " " " "

83. Rodgers

" " " " "

102' 46

MOTHERWELL

APRIL


1977 GLASGOW SUB REGION MAY

NAME FROM TO WKS DAYS AT per WK R P



1977 GLASGOW SUB REGION MAY


NAME FROM TO WKS DAYS AT per WK R P



GREENOCK

MAY

	1	1.5.77	31.5.77	3	4	223.91	
	2	"	"				
	3	"	"				
	4	"	"				
	5	"	"				
	6	"	"				
	7	"	"				
S. Rodgers	8	"	"				105.87



1977

GLASGOW SUB REGION

JUNE

NAME	FROM	TO	WK	DAYS	MT per WK	L	P
------	------	----	----	------	-----------	---	---

1977

GREENOCK SUB REGION JUNE

NAME	FROM	TO	WKS	DAYS	MT per WK	L	P
------	------	----	-----	------	-----------	---	---

[REDACTED]	1.6.77	30.6.77	4	2	£29.33	[REDACTED]	[REDACTED]
[REDACTED]	"	"	"	"	"	[REDACTED]	[REDACTED]
[REDACTED]	"	"	"	"	"	[REDACTED]	[REDACTED]
[REDACTED]	"	"	"	"	"	[REDACTED]	[REDACTED]
[REDACTED]	"	"	"	"	"	[REDACTED]	[REDACTED]
[REDACTED]	"	"	"	"	"	[REDACTED]	[REDACTED]
[REDACTED]	"	"	"	"	"	[REDACTED]	[REDACTED]
8 B. Rodgers	"	"	"	"	"	125	70

LOTHIAN REGION JUNE

PAISLEY SUB REGION JUNE



GLASGOW SUB REGION AUGUST

1977 NAME FROM TO WKS DAYS HP per WK R P

1977 GLASGOW SUB REGION AUGUST

NAME FROM TO WKS DAYS HP per WK R P

GREENOCK SUB REGION AUGUST

1 1.8.77 31.8.77 4 3 £29.33

2

3

4

5

6

7

S. Rodgers 8

129. 89

Looking for 3 Rodgers Children /

70. 35

1977 PAISLEY SUB REGION SEPTEMBER

NAME	FROM	TO	WKS	DYS	At per WK	£	P
------	------	----	-----	-----	-----------	---	---



GREENOCK SUB REGION SEPTEMBER


[Redacted]	1.9.77	30.9.77	4	2	£29.33	[Redacted]	
"	"	"	"	"	"	[Redacted]	
"	"	"	"	"	"	[Redacted]	
"	"	"	"	"	"	[Redacted]	
"	"	"	"	"	"	[Redacted]	
"	"	"	"	"	"	[Redacted]	
"	"	"	"	"	"	[Redacted]	
S. Rodgers	"	"	"	"	"	125	70

S. Rodgers 8

125 70

1977 MOTHERWELL SUB REGION SEPTEMBER

NAME	FROM	TO	WKS	DAYS	At per WK	£	P
------	------	----	-----	------	-----------	---	---



GREENOCK SUB REGION OCTOBER

[Redacted]	1.10.77	31.10.77	4	3	£29.33	[Redacted]	
"	"	"	"	"	"	[Redacted]	
"	"	"	"	"	"	[Redacted]	
"	"	"	"	"	"	[Redacted]	
"	"	"	"	"	"	[Redacted]	
"	"	"	"	"	"	[Redacted]	
"	"	"	"	"	"	[Redacted]	
S. Rodgers	"	"	"	"	"	129	89

S. Rodgers

129 89

1977 GLASGOW SUB REGION NOVEMBER

NAME FROM To WKS DYS At per WK L P

1977 GREENOCK SUB REGION NOVEMBER

NAME FROM To WKS DAYS At per WK L P

	1. 11. 77	30. 11. 77	4	2	229. 33		
	"	"	"	"	"		
	"	"	"	"	"		
	"	"	"	"	"		
S. Rodgers	6	"	"	"	"	125.	70

1977 PAISLEY SUB REGION NOVEMBER

NAME FROM To WKS DAYS At per Wk £ P

1977 GLASGOW SUB REGION DECEMBER

NAME FROM To WKS DAYS At per Wk £ P

GREENOCK SUB REGION DECEMBER

1.12.77

"

"

"

"

"

"

"

"

"

B. Rodgers

"

23.12.77

3

2

96.

37